

Real-Time Probabilistic Covariance Tracking With Efficient Model Update

Yi Wu, Jian Cheng, *Member, IEEE*, Jinqiao Wang, *Member, IEEE*, Hanqing Lu, *Senior Member, IEEE*, Jun Wang, Haibin Ling, *Member, IEEE*, Erik Blasch, *Senior Member, IEEE*, and Li Bai, *Senior Member, IEEE*

Abstract—The recently proposed covariance region descriptor has been proven robust and versatile for a modest computational cost. The covariance matrix enables efficient fusion of different types of features, where the spatial and statistical properties, as well as their correlation, are characterized. The similarity between two covariance descriptors is measured on Riemannian manifolds. Based on the same metric but with a probabilistic framework, we propose a novel tracking approach on Riemannian manifolds with a novel incremental covariance tensor learning (ICTL). To address the appearance variations, ICTL incrementally learns a low-dimensional covariance tensor representation and efficiently adapts online to appearance changes of the target with only $\mathcal{O}(1)$ computational complexity, resulting in a real-time performance. The covariance-based representation and the ICTL are then combined with the particle filter framework to allow better handling of background clutter, as well as the temporary occlusions. We test the proposed probabilistic ICTL tracker on numerous benchmark sequences involving different types of challenges including occlusions and variations in illumination, scale, and pose. The proposed approach demonstrates excellent real-time performance, both qualitatively and quantitatively, in comparison with several previously proposed trackers.

Index Terms—Covariance descriptor, incremental learning, model update, particle filter, Riemannian manifolds, visual tracking.

Manuscript received April 05, 2011; revised September 13, 2011 and November 06, 2011; accepted December 14, 2011. Date of publication January 02, 2012; date of current version April 18, 2012. This work was supported in part by the 973 Program under Project 2010CB327905, by the National Natural Science Foundation of China under Grant 61005027, Grant 60835002, Grant 60833006, and Grant 60905008, and by the National Science Foundation under Grant IIS-0916624 and Grant IIS-1049032. The associate editor coordinating the review of this manuscript and approving it for publication was Dr. Arun Abraham Ross.

Y. Wu is with the School of Information and Control Engineering, Nanjing University of Information Science and Technology, Nanjing 210044, China, and also with Temple University, Philadelphia, PA 19122 USA.

J. Cheng, J. Wang, and H. Lu are with the Institute of Automation, Chinese Academy of Sciences, Beijing 100190, China (corresponding author, e-mail: jqwang@nlpr.ia.ac.cn).

J. Wang is with the Network Center, Nanjing University of Information Science and Technology, Nanjing 210044, China.

H. Ling is with the Department of Computer and Information Science, Temple University, Philadelphia, PA 19122 USA.

E. Blasch is with the U.S. Air Force Research Laboratory (AFRL), AFRL/RYYA, WPAFB, OH 45433 USA.

L. Bai is with the Department of Electrical and Computer Engineering, Temple University, Philadelphia, PA 19122 USA.

Color versions of one or more of the figures in this paper are available online at <http://ieeexplore.ieee.org>.

Digital Object Identifier 10.1109/TIP.2011.2182521

I. INTRODUCTION

VISUAL tracking is a challenging problem, which can be attributed to the difficulty in handling the appearance variability of a target. In general, appearance variations can be divided into two types, i.e., intrinsic and extrinsic. The intrinsic appearance variations include pose change and shape deformation, whereas the extrinsic variations include changes in illumination and camera viewpoint, and occlusions. Consequently, it is imperative for a robust tracking algorithm to model such appearance variations to ensure real-time and accurate performance.

Appearance models in visual tracking approaches are often sensitive to the variations in illumination, view, and pose. Such sensitivity results from a lack of a competent object description criterion that captures both statistical and spatial properties of the object appearance. Recently, the covariance region descriptor (CRD) is proposed in [39] to address these sensitivities by capturing the correlations among extracted features inside an object region.

Using the CRD as the appearance model, we propose a novel probabilistic tracking approach via incremental covariance tensor learning (ICTL). In contrast to the covariance tracking algorithm [33], with the tensor analysis, we simplify the complex model update process on the Riemannian manifold by computing the weighted sample covariance, which can be incrementally updated during the object tracking process. Thus, our appearance model can more efficiently update, adapt to extrinsic variations, and afford object identification with intrinsic variations, which is the main contribution of our paper. Further, our ICTL method uses a particle filter [13] for motion parameter estimation rather than the exhaustive search-based method [33], which is very time consuming and often distracted by outliers. Moreover, the integral image data structure [32] is adopted to accelerate the tracker.

In summary, our proposed tracking framework includes two stages, i.e., probabilistic Bayesian inference for covariance tracking and ICTL for model update. In the first stage, the object state is obtained by a maximum *a posteriori* (MAP) estimation within the Bayesian state inference framework in which a particle filter is applied to propagate sample distributions over time. In the second stage, a low-dimensional covariance model is learned online. The model uses the proposed ICTL algorithm to find the compact covariance representation in the multimodes. After the MAP estimation of the Bayesian inference, we use the covariance matrices of image features associated with the estimated target state to update the compact covariance tensor model for each mode. The two stage architecture is repeatedly executed as time progresses, as shown in

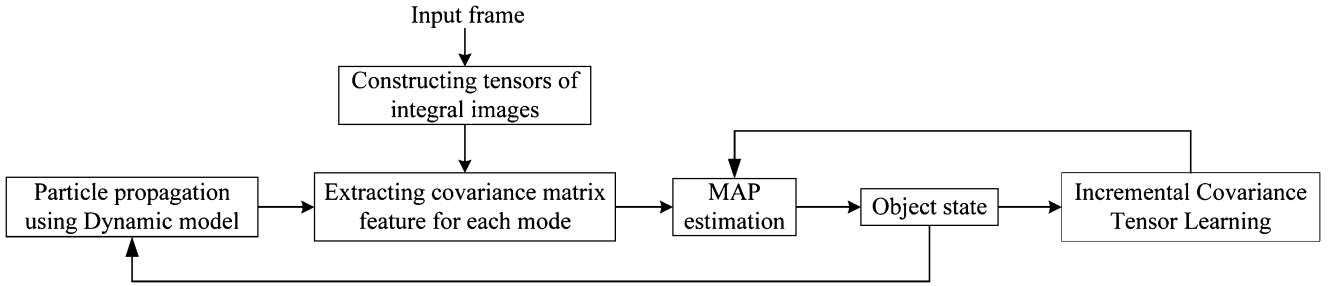


Fig. 1. Overview of the proposed tracking approach.

Fig. 1. Moreover, with the use of tensors of integral images, our tracker achieves real-time performance.

II. RELATED WORK

There is a rich literature in visual tracking and a thorough discussion on this topic is beyond the scope of this paper. There are many uses of covariance information in target tracking such as covariance intersection for measurement-based tracking from multiple sensors [14], covariance control for sensor scheduling and management [16], [41], etc. Given the widespread use of covariance analysis in target tracking, in this section, we review only the most relevant visual tracking work that motivated our approach, focusing on target representation and model update.

A. Target Representation

Target representation is one of major components in typical visual trackers, and extensive studies have been presented. Histograms prove to be a powerful representation for an image region. Discarding the spatial information, the color histogram is robust to the change of object pose and shape. Several successful tracking approaches utilize color histograms [8], [26]. Recently, Birchfield and Rangarajan [6] proposed a novel histogram, named spatiogram, to capture not only the values of the pixels but their spatial relationships as well. To calculate the histogram efficiently, Porikli [32] proposed a fast way to extract histograms called the integral histogram. Recently, sparse representation has been introduced for visual tracking via the ℓ_1 -minimization [23] and has been further extended in [17], [21], [22], [25], [42], and [44].

The CRD proposed in [39] has been proven to be robust and versatile for a modest computational cost. The CRD has been applied to many computer vision tasks, such as object classification [12], [36], [38], human detection [28], [40], face recognition [29], action recognition [10], and tracking [33], [43], [45], [46]. The covariance matrix enables efficient fusion of different types of features, and its dimensionality is small. An object window is represented as the covariance matrix of features, where the spatial- and statistical-feature properties, as well as their correlations are characterized within the same representation. The similarity of two covariance descriptors is measured on Riemannian manifolds, which we call the manifold covariance similarity (MCS) metric. Porikli *et al.* [33] generalized the covariance descriptor to a tracking problem by exhaustively searching the whole image for the region that best matches the model descriptor, i.e., maximum likelihood

estimation (MLE). Using the MLE covariance descriptor is time consuming, computationally inefficient, easily affected by background clutter, and ineffective over occlusions.

Improvement for such situations is one of the benefits of our proposed probabilistic ICTL tracking approach. Relying on the same MCS metric to compare two covariance descriptors, we embed it within a sequential Monte Carlo framework. To utilize the MCS requires building Riemannian manifold local likelihoods, coupling the manifold observation model with a dynamical state space model, and sequentially approximating the posterior distribution with a particle filter. Using the sample-based filtering technique enables tracking multiple posterior modes, which is the key to mitigate background distractions and to recover after temporary occlusions.

B. Appearance Variations Modeling

To model the appearance variations of a target, there have been many visual tracking approaches reported in the last decades. Zhou *et al.* [48] embedded appearance adaptive models into a particle filter to achieve a robust visual tracking. In [34], Ross *et al.* proposed a generalized visual tracking framework based on the incremental image-as-vector subspace learning methods with a sample mean update. The sparse representation of the target [24], [25] is updated by introducing importance weights for the templates and identifying rarely used templates for replacement. To handle appearance changes, SVT [3] integrates an offline-trained support vector machine classifier into an optic-flow-based tracker. In [7], the most discriminative RGB color combination is learned online to build a confidence map in each frame. In [4], an ensemble of online-learned weak classifiers is used to label a pixel as belonging to either the object or the background. To encode the object appearance variations, Yu *et al.* [47] proposed to use cotraining to combine generative and discriminative models to learn an appearance model on the fly. In [15], Kalal *et al.* proposed a learning process guided by positive and negative constraints to distinguish the target from the background.

For visual target tracking with a changing appearance, it is likely that recent observations will be more indicative of its appearance than more distant ones. One way to balance old and new observations is to allow newer images to have a larger influence on the estimation of the current appearance model than the older ones. To do this, a forgetting factor is incorporated in the incremental eigenbasis updates in [19]. Furthermore, Ross *et al.* [34] provided an analysis of its effect on the resulting eigenbasis. Skocaj and Leonardis [37] presented an incremental

method, which sequentially updates the principal subspace considering weighted influence of individual images, as well as individual pixels in an image.

However, appearance models adopted in the aforementioned trackers are usually sensitive to the variations in illumination, view, and pose. These tracking approaches lack a competent object description criterion that captures both statistical and spatial properties of the object appearance. The CRD [39] is proposed to characterize the object appearance, which is capable of capturing the correlations among extracted features inside an object region and is robust to some appearance variations. In the recently proposed covariance tracking approach [33], the Riemannian mean under the affine-invariant metric is used to update the target model. Nevertheless, the computational cost for the Riemannian mean rapidly grows as time progresses and is very time consuming for long-term tracking. Based on the log-Euclidean Riemannian metric [2], Li *et al.* [20] presented an online subspace learning algorithm, which models the appearance changes by incrementally learning an eigenspace representation for each mode of the target through adaptively updating the sample mean and eigenbasis.

Our paper is motivated in part by the prowess of covariance descriptor as appearance models [39], the effectiveness of particle filters [13], and the adaptability of online update schemes [34]. In contrast to the covariance tracking algorithm [33], our algorithm does not require a complex model update process on Riemannian manifold but learns the compact covariance tensor representation incrementally during the object tracking process. Thus, our appearance model can more efficiently update. Furthermore, our method uses a particle filter for motion parameter estimation rather than the exhaustive search-based method [33], which is very time consuming and often distracted by outliers. Moreover, with the help of integral images [32], our tracker achieves real-time performance. A preliminary conference version of this paper appears in [43].

III. PROBABILISTIC COVARIANCE TRACKING

In this section, we first review the covariance descriptor [39] and the particle filter [13], then the probabilistic covariance tracking approach is introduced.

A. Covariance Descriptor

Let I be the observed image and F be the $W \times H \times d$ dimensional feature image extracted from I , $F(x, y) = \Phi(I, x, y)$, where Φ can be any mapping such as color, gradients, filter responses, etc. Let $\{f_i\}_{i=1}^N$ be the d -dimensional feature points inside a given rectangular region R of F . Region R is represented by the $d \times d$ covariance matrix of the feature points, i.e.,

$$C = \frac{1}{N-1} \sum_{i=1}^N (f_i - \mu)(f_i - \mu)^T$$

where N is the number of pixels in region R and μ is the mean of the feature points.

Element (i, j) of C represents the correlation between features i and j . When the extracted d -dimensional feature includes the pixel's coordinate, the covariance descriptor encodes the spatial information of features.

With the help of integral images, the covariance descriptor can be calculated efficiently [39]. Specifically, $d(d+1)/2$ inte-

gral images are used such that the covariance descriptor of any rectangular region can be computed independent of the region size.

1) *Metric on Riemannian Manifolds:* Supposing no features in the feature vector would be exactly identical, the covariance matrix is positive definite. Thus, the nonsingular covariance matrix can be formulated as a connected Riemannian manifold, which is locally similar to a Euclidean space. For differentiable manifolds, the derivative at point X lies in its tangent space denoted as T_X . Each tangent space has an inner product $\langle \cdot, \cdot \rangle_X$, and the norm for a tangent vector is defined by $\|y\|_X^2 = \langle y, y \rangle_X$.

An invariant Riemannian metric on the tangent space is defined as $\langle y, z \rangle_X = \text{tr}(X^{-(1/2)} y X^{-1} z X^{-(1/2)})$. The exponential map associated to the Riemannian metric is given by $\exp_X(y) = X^{1/2} \exp(X^{-(1/2)} y X^{-(1/2)}) X^{1/2}$. The logarithm uniquely defined at all the points on the manifold is $\log_X(y) = X^{1/2} \log(X^{-(1/2)} y X^{-(1/2)}) X^{1/2}$.

For a symmetric matrix, its exponential and logarithm are given by $\exp(\Sigma) = U \exp(D) U^T$ and $\log(\Sigma) = U \log(D) U^T$, respectively, where $\Sigma = U D U^T$ is the eigenvalue decomposition of the symmetric matrix Σ . $\exp(D)$ and $\log(D)$ are the diagonal matrix of the eigenvalue exponentials and logarithms, respectively.

The distance between symmetric positive definite matrices is measured by

$$d^2(X, Y) = \langle \log_X(Y), \log_X(Y) \rangle_X = \text{tr} \left(\log^2 \left(X^{-\frac{1}{2}} Y X^{-\frac{1}{2}} \right) \right).$$

B. Sequential Inference Model

In the Bayesian perspective, object tracking can be viewed as a state estimation problem. At time t , denote the state of a target and its corresponding observation as x_t and y_t , respectively. The state set from beginning to time t is $x_{0:t}$, where x_0 is the initial state and the corresponding observation set is $y_{0:t}$.

The purpose of tracking is to predict the future location and estimate the current state given all previous observations or to equivalently construct the filtering distribution $p(x_t | y_{0:t})$. Using the conditional independence properties, we can formulate the density propagation for the tracker as follows:

$$p(x_t | y_{0:t}) \propto p(y_t | x_t) \int p(x_t | x_{t-1}) p(x_{t-1} | y_{0:t-1}) dx_{t-1}.$$

For visual tracking problems, the recursion can be accomplished within a sequential Monte Carlo framework where posterior $p(x_t | y_{0:t})$ is approximated by a weighted sample set $\{x_t^n, w_t^n\}_{n=1}^{N_s}$, where $\sum_{n=1}^{N_s} w_t^n = 1$. All the particles are sampled from a proposal density $q(x_t^n | x_{t-1}^n, y_t)$. The weight associated with each particle is formulated as follows:

$$w_t^n \propto \frac{p(y_t | x_t^n) p(x_t^n | x_{t-1}^n)}{q(x_t^n | x_{t-1}^n, y_t)} w_{t-1}^n.$$

To avoid weight degeneracy, the particles are resampled so that all of them have equal weights after resampling.

The common choice of proposal density is by taking $q(x_t | x_{t-1}, y_t) = p(x_t | x_{t-1})$. As a result, the weights become the local likelihood associated with each state $w_t^n \propto p(y_t | x_t^n)$. The Monte Carlo approximation of expectation $\hat{x}_t = (1/N_s) \sum_{n=1}^{N_s} x_t^n \approx E(x_t | y_{0:t})$ is used for state estimation at time t .

C. Probabilistic Covariance Tracking

Based on the same MCS metric to compare two covariance descriptors on the Riemannian manifolds, the probabilistic covariance tracking approach embeds the MCS metric within a sequential Monte Carlo framework. To develop the manifold covariance approach requires the building of a local likelihood on Riemannian manifolds, the coupling of the observation model with a dynamical state space model, and the sequential approximation of the posterior distribution with a particle filter. The sample-based filtering technique enables tracking the multiple posterior modes, which is the key to mitigate the effects of background distractors and to recover from temporary occlusions.

Specifically, to measure the similarity between covariance matrices corresponding to the target model C^* and candidate $C(x_t^n)$, we use the MCS metric on Riemannian manifolds. An exponential function of the distance is adopted as the local likelihood in the particle filter $p(y_t|x_t^n) \propto \exp\{-\lambda d^2(C^*, C(x_t^n))\}$.

IV. INCREMENTAL COVARIANCE TENSOR LEARNING FOR MODEL UPDATE

The main challenge of visual tracking can be attributed to the difficulty in handling the appearance variability of a candidate object. To address the model update problem, we present a model update scheme to incrementally learn a low-dimensional covariance tensor representation and consequently adapt online the appearance changes with a constant computational complexity. Moreover, a weighting scheme is adopted to ensure that less modeling power is expended to fit older observations with existing models. Both of these features significantly contribute to improve overall real-time tracking performance. In the following, we provide a detailed discussion of our proposed ICTL algorithm for model update.

A. Object Representation

In our tracking framework, an object is represented by multiple covariance matrices of the image features inside the object region, as shown in Fig. 2. These covariance matrices correspond to the multiple modes of the object appearance. Without loss of generality, we only discuss one mode in the following.

As time progresses from $t = 1, \dots, T$, all the object appearances form the object appearance tensor $\mathcal{A} = \{A_t \in R^{m \times n}\}_{t=1}^T$, and the d -dimensional appearance feature vector is extracted for each element of A_t forming a fourth-order object feature tensor $\mathcal{F} \in R^{m \times n \times d \times T}$. Flattening \mathcal{F} , we can obtain the matrix comprising its mode-3 vector (i.e., each column is a d -dimensional feature vector), i.e.,

$$F = (f_{1,1,1}f_{1,1,2} \cdots f_{1,2,1} \cdots f_{2,1,1} \cdots f_{t,y,x} \cdots f_{T,m,n})$$

where $f_{t,y,x}$ denotes a d -dimensional feature vector at location (x, y) at time t . Reforming x and y into one index i , F can be neatly represented by

$$F = (f_{1,1} \cdots f_{1,N} \cdots f_{t,i} \cdots f_{T,N}) = (F_1 \cdots F_t \cdots F_T)$$

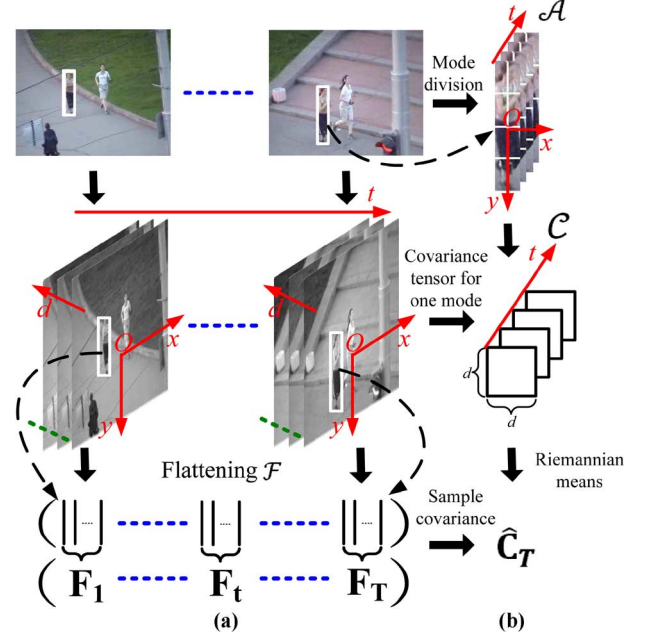


Fig. 2. Illustration of object representation, the flattening of \mathcal{F} , and two different formulations for \hat{C}_T . The input sequence is shown in the upper part of (a), whereas the fourth-order object feature tensor \mathcal{F} is displayed in the middle of (a). The result of flattening \mathcal{F} is exhibited in the bottom of (a). The appearance tensor \mathcal{A} with mode division is shown in the top of (b), whereas the covariance tensor for one mode in the middle of (b). The bottom of (b) displays two different formulations for \hat{C}_T .

where $N = m \times n$ and $F_t = (f_{t,1} \cdots f_{t,i} \cdots f_{t,N}) \in R^{d \times (m \cdot n)}$. The column covariance of F_t can be represented as

$$C_t = \frac{1}{N-1} \sum_{i=1}^N (f_{t,i} - \mu_t)(f_{t,i} - \mu_t)^T$$

where μ_t is the column mean of F_t . This covariance can be viewed as an informative region descriptor for an object [39]. All the covariance matrices up to time T , $\{C_t \in R^{d \times d}\}_{t=1}^T$, constitute a covariance tensor $\mathcal{C} \in R^{d \times d \times T}$. We need to track the changes of \mathcal{C} and, as new data arrives, update the compact representation of \mathcal{C} .

A straightforward compact representation of \mathcal{C} is the mean of $\{C_t \in R^{d \times d}\}_{t=1}^T$. Porikli *et al.* [33] calculated the mean of several covariance matrices through the Riemannian geometry. The metric they used is the affine-invariant Riemannian metric. The distance between two covariance matrices X and Y under this Riemannian metric is computed by $\|\log(X^{-1/2}YX^{-1/2})\|$. An equivalent form is given in [9]

$$\rho(X, Y) = \sqrt{\sum_{k=1}^d \ln^2 \lambda_k(X, Y)} \quad (1)$$

where $\lambda_k(X, Y)$ are the generalized eigenvalues of X and Y . Under this metric, an iterative numerical procedure [30] is applied to compute the Riemannian mean. The computational cost for this Riemannian mean linearly grows as time progresses. In the following, we propose a novel compact representation of \mathcal{C} , which can be updated in constant time by avoiding the computation of the Riemannian mean.

B. ICTL

From a generative perspective, μ_t and C_t are generated from F_t , and the covariance tensor \mathcal{C} is generated from the feature tensor \mathcal{F} . Therefore, the compact tensor representation can be directly obtained from \mathcal{F} . We get the compact representation by computing the column covariance of F , i.e.,

$$\hat{C}_T = \frac{1}{NT-1} \sum_{t=1}^T \sum_{i=1}^N (f_{t,i} - \hat{\mu}_T)(f_{t,i} - \hat{\mu}_T)^T$$

where $\hat{\mu}_T$ is the column mean of F . Although (4.2) is arguably straightforward, it is computationally expensive and needs a large amount of memory to store all the previous observations. Here, we propose a novel formulation that could be efficiently computed with only $\mathcal{O}(d^2)$ arithmetic operations.

We treat (4.2) as a sample covariance estimation problem by considering each column $f_{t,i}$ of F as a sample. As time progresses, the sample set F grows, and our aim is to incrementally update the sample covariance. In order to moderate the balance between old and new observations, each sample $f_{t,i}$ is associated with a weight, allowing newer samples to have a larger influence on the estimation of the current covariance tensor representation than the older ones. As a result, the covariance estimation problem can be reformulated as estimating the weighted sample covariance of F . Furthermore, under formulation (4.2), it is unnecessary to normalize the object appearance to the same size as [20]. In the following, we use N_t to denote the size of the object at time t .

One of the critical issues for our formulation is the design of the sample weight. Four issues are considered to choose the sample weight: 1) the weight of each sample should vary over time T ; 2) the samples from the current time T should have the higher weights than previous samples; 3) the weight should not affect the fast covariance computation using integral images; and 4) the weight should not affect the ability to incrementally obtain the covariance tensor representation. Therefore, when the current time is T , the sample weight at time t is set as w^{T-t} , where $w \in [0, 1]$ and $t \in [1, T]$. With this weight setting, the samples at the same time share the same weight, and the weighted sample covariance of F can be incrementally updated.

To obtain an efficient algorithm to update the covariance tensor representation, we put forward the following definitions and theorem.

Definition 1: Denote the weighted samples up to current time T as

$$\hat{F}_T = \{f_{t,i}, w_{T,t,i}\}_{t=1,\dots,T; i=1,\dots,N_t}$$

where $w_{T,t,i}$ is the weight of sample $f_{t,i}$. Let the number of samples in \hat{F}_T be \hat{N}_T and the sum of weights in \hat{F}_T be \hat{w}_T , namely, $\hat{N}_T = \sum_{t=1}^T N_t$ and $\hat{w}_T = \sum_{t=1}^T \sum_{i=1}^{N_t} w_{T,t,i}$.

Definition 2: Let C_t and μ_t be the weighted covariance and the weighted sample mean at time t , respectively. Denote the weighted covariance and the weighted sample mean of \hat{F}_T as \hat{C}_T and $\hat{\mu}_T$, respectively. The formulation of \hat{C}_T and $\hat{\mu}_T$ are as follows:

$$\hat{C}_T = \frac{1}{1 - \bar{w}_T^2} \sum_{t=1}^T \sum_{i=1}^N \frac{w_{T,t,i}}{\hat{w}_T} (f_{t,i} - \hat{\mu}_T)(f_{t,i} - \hat{\mu}_T)^T \quad (2)$$

where

$$\bar{w}_T^2 = \sum_{t=1}^T \sum_{i=1}^{N_t} \left(\frac{w_{T,t,i}}{\hat{w}_T} \right)^2 \quad \hat{\mu}_T = \frac{1}{\hat{w}_T} \sum_{t=1}^T \sum_{i=1}^{N_t} w_{T,t,i} f_{t,i}.$$

Let weights of all samples at time t be equal. The formulations of C_t and μ_t are as follows:

$$C_t = \frac{1}{N_t - 1} \sum_{i=1}^{N_t} (f_{t,i} - \mu_t)(f_{t,i} - \mu_t)^T \quad \mu_t = \frac{1}{N_t} \sum_{i=1}^{N_t} f_{t,i}.$$

Theorem 1: Given C_T , μ_T , \hat{C}_{T-1} , $\hat{\mu}_{T-1}$, \hat{w}_{T-1} , and \bar{w}_{T-1}^2 , if $w_{T,t,i} = w^{T-t}$ and $w \in [0, 1]$, it can be shown that

$$\hat{C}_T = \frac{1}{\hat{w}_T(1 - \bar{w}_T^2)} \left\{ w\hat{w}_{T-1}(1 - \bar{w}_{T-1}^2) \hat{C}_{T-1} + (N_T - 1)C_T + \frac{w\hat{w}_{T-1}N_T}{\hat{w}_T} (\mu_T - \hat{\mu}_{T-1})(\mu_T - \hat{\mu}_{T-1})^T \right\} \quad (3)$$

where $\hat{w}_T = w\hat{w}_{T-1} + N_T$, $\hat{\mu}_T = (w\hat{w}_{T-1}/\hat{w}_T)\hat{\mu}_{T-1} + (N_T/\hat{w}_T)\mu_T$, and $\bar{w}_T^2 = ((\hat{w}_{T-1}^2\bar{w}_{T-1}^2 - N_{T-1})w^2 + N_T/\hat{w}_T^2)$. The initial conditions are $\hat{C}_1 = C_1$, $\hat{\mu}_1 = \mu_1$, $\hat{w}_1 = N_1$, and $\bar{w}_1^2 = 1/N_1$.

To make the proof of Theorem 1 concise, we give some lemmas first. The proof of all the lemmas appears in the Appendix.

Lemma 1: If $w_{T,t,i} = w^{T-t}$, $w \in [0, 1]$, we have $\hat{w}_T = w\hat{w}_{T-1} + N_T$ and $\bar{w}_T^2 = ((\hat{w}_{T-1}^2\bar{w}_{T-1}^2 - N_{T-1})w^2 + N_T/\hat{w}_T^2)$.

Lemma 2: $\sum_{t=1}^T \sum_{i=1}^{N_t} w_{T,t,i}(f_{t,i} - \hat{\mu}_T) = 0$, and $\sum_{t=1}^T \sum_{i=1}^{N_t} w_{T,t,i}(f_{t,i} - \hat{\mu}_T)^T = 0$.

Lemma 3: If weights of all the samples at time T are equal, then $\sum_{i=1}^{N_T} (f_{T,i} - \hat{\mu}_T)(f_{T,i} - \hat{\mu}_T)^T = (N_T - 1)C_T + N_T(\mu_T - \hat{\mu}_T)(\mu_T - \hat{\mu}_T)^T$.

Lemma 4: If $w_{T,t,i} = w^{T-t}$, $w \in [0, 1]$, we have $\hat{\mu}_T = (w\hat{w}_{T-1}/\hat{w}_T)\hat{\mu}_{T-1} + (N_T/\hat{w}_T)\mu_T$, $\hat{\mu}_{T-1} - \hat{\mu}_T = (N_T/\hat{w}_T)(\mu_T - \hat{\mu}_{T-1})$, and $\mu_T - \hat{\mu}_T = (w\hat{w}_{T-1}/\hat{w}_T)(\mu_T - \hat{\mu}_{T-1})$.

Lemma 5: If $w_{T,t,i} = w^{T-t}$, $w \in [0, 1]$, we have $\sum_{t=1}^{T-1} \sum_{i=1}^{N_t} w_{T,t,i}(f_{t,i} - \hat{\mu}_T)(f_{t,i} - \hat{\mu}_T)^T = w\hat{w}_{T-1}(1 - \bar{w}_{T-1}^2)\hat{C}_{T-1} + w\hat{w}_{T-1}(\hat{\mu}_{T-1} - \hat{\mu}_T)(\hat{\mu}_{T-1} - \hat{\mu}_T)^T$.

Proof of Theorem 1: By definition, $\hat{C}_T = (1/(1 - \bar{w}_T^2)) \sum_{t=1}^T \sum_{i=1}^{N_t} (w_{T,t,i}/\hat{w}_T)(f_{t,i} - \hat{\mu}_T)(f_{t,i} - \hat{\mu}_T)^T$; thus, we have the equation shown at the bottom of the page. \square

If we treat all samples equally, i.e., set w to 1, we can obtain the sample covariance of F from (3), i.e.,

$$\hat{C}_T = \frac{1}{\hat{N}_{T-1}} \left\{ (\hat{N}_{T-1} - 1)\hat{C}_{T-1} + (N_T - 1)C_T + \frac{N_T\hat{N}_{T-1}}{\hat{N}_T} (\mu_T - \hat{\mu}_{T-1})(\mu_T - \hat{\mu}_{T-1})^T \right\}.$$

When w is set to 0, \hat{C}_T is equal to C_T , which means only information at the current time is used to represent the covariance tensor.

Expanding \hat{C}_{T-1} in Theorem 1 iteratively, we can reformulate \hat{C}_T as follows:

$$\hat{C}_T = \sum_{t=1}^T w_{t,C} C_t + \sum_{t=2}^T w_{t,\mu} (\mu_t - \hat{\mu}_{t-1})(\mu_t - \hat{\mu}_{t-1})^T$$

where $w_{t,C} = (w^T(N_t - 1)/w^t \hat{w}_T(1 - \bar{w}_T^2))$ and $w_{t,\mu} = (w^T \hat{w}_{t-1} N_t / w^{t-1} \hat{w}_t \hat{w}_T(1 - \bar{w}_T^2))$.

It is interesting to see that our formulation is a mixture model, which is a weighted sum of all the covariance up to time T with a regularization term, and the weight of each kernel covariance is dynamically adapted.

Consequently, the proposed ICTL algorithm is shown in Algorithm 1.

Algorithm 1 The ICTL algorithm

1: Given $C_T, \mu_T, N_T, \hat{C}_{T-1}, \hat{\mu}_{T-1}, \hat{w}_{T-1}, N_{T-1}, \bar{w}_{T-1}^2$, and $w_{T,t,i} = w^{T-t}$, $w \in [0, 1]$, compute \hat{C}_T .

2: Update the sum of sample weights up to time T :
 $\hat{w}_T = w \hat{w}_{T-1} + N_T$.

3: Update the squared sum of normalized sample weights up to time T : $\bar{w}_T^2 = ((\hat{w}_{T-1}^2 \bar{w}_{T-1}^2 - N_{T-1})w^2 + N_T) / \hat{w}_T^2$.

4: Update the weighted mean of all samples up to time T :
 $\hat{\mu}_T = (w \hat{w}_{T-1} / \hat{w}_T) \hat{\mu}_{T-1} + (N_T / \hat{w}_T) \mu_T$.

5: Update the weighted covariance \hat{C}_T by Theorem 1.

6: The initial conditions are $\hat{C}_1 = C_1, \hat{\mu}_1 = \mu_1, \hat{w}_1 = N_1$, and $\bar{w}_1^2 = 1/N_1$.

V. EXPERIMENTS

In our experiments, the target is manually initialized. The tracking parameters are tuned on one sequence and applied to

all the other sequences. During the visual tracking, a 7-D feature vector is extracted for each pixel, i.e.,

$$(x, y, R(x, y), G(x, y), B(x, y), I_x(x, y), I_y(x, y))$$

where (x, y) is the pixel location; R, G , and B are the RGB color values; and I_x and I_y are the intensity derivatives. Consequently, the covariance descriptor of a color image region is a 7×7 symmetric matrix. The state in the particle filter refers to an object's 2-D location and scale, namely, (x, y, s) . The state dynamics $p(x_t | x_{t-1})$ is assumed to be a Gaussian distribution as $N(x_t; x_{t-1}, \Sigma)$, where Σ is a diagonal covariance matrix whose diagonal elements are $(\sigma_x^2, \sigma_y^2, \sigma_s^2) = (5^2, 5^2, 0.02^2)$, respectively. The number of particles is set to 100 for our tracker, and w in (3) is set to 0.95. The observation model $p(y_t | x_t)$ is the crucial part for finding the ideal posterior distribution. It reflects the similarity between a candidate sample and the learned compact covariance tensor representation. The target appearance model is represented by M modes $\{\hat{C}_{T,i}\}_{i=1}^M$. Each mode $C_i(x_t)$ of the candidate sample x_t is compared with the corresponding model by (1). Thus, $p(y_t | x_t)$ can be formulated as

$$p(y_t | x_t) \propto \exp \left\{ -\lambda \sum_{i=1}^M \omega_i \rho^2 \left[\hat{C}_{T,i}, C_i(x_t) \right] \right\}$$

where ω_i is the weight for the i th mode ($\omega_i = 1/M$ in our experiments). After the MAP estimation, we use the covariance matrices of image features associated with the estimated target state to update the compact covariance tensor model for each mode.

By our definition, each particle corresponds to an upright rectangle. Therefore, it is possible to improve the computational complexity of covariance computation using the integral histogram techniques [32]. After constructing tensors of integral images for each feature dimension and multiplication of any two feature dimensions, the covariance matrix of any arbitrary rectangular region can be computed independent of the region size. In our case, 28 integral images are constructed for fast covariance computation. The approach was implemented using C++

$$\begin{aligned} \hat{w}_T (1 - \bar{w}_T^2) \hat{C}_T &= \sum_{t=1}^T \sum_{i=1}^{N_t} w_{T,t,i} (f_{t,i} - \hat{\mu}_T)(f_{t,i} - \hat{\mu}_T)^T \\ &= \sum_{t=1}^{T-1} \sum_{i=1}^{N_t} w_{T,t,i} (f_{t,i} - \hat{\mu}_T)(f_{t,i} - \hat{\mu}_T)^T + \sum_{i=1}^{N_T} w_{T,t,i} (f_{T,i} - \hat{\mu}_T)(f_{T,i} - \hat{\mu}_T)^T \quad (\text{Lemmas 3 and 5}) \\ &= w \hat{w}_{T-1} (1 - \bar{w}_{T-1}^2) \hat{C}_{T-1} + w \hat{w}_{T-1} (\hat{\mu}_{T-1} - \hat{\mu}_T)(\hat{\mu}_{T-1} - \hat{\mu}_T)^T \quad (\text{Lemma 4}) \\ &\quad + (N_{T-1}) C_T + N_T (\mu_T - \hat{\mu}_T)(\mu_T - \hat{\mu}_T)^T \\ &= w \hat{w}_{T-1} (1 - \bar{w}_{T-1}^2) \hat{C}_{T-1} + (N_{T-1}) C_T + w \hat{w}_{T-1} \left(\frac{N_T}{\hat{w}_T} \right)^2 (\mu_T - \hat{\mu}_{T-1})(\mu_T - \hat{\mu}_{T-1})^T \\ &\quad + N_T \left(\frac{w \hat{w}_{T-1}}{\hat{w}_T} \right) (\mu_T - \hat{\mu}_{T-1})(\mu_T - \hat{\mu}_{T-1})^T \quad (\text{Lemma 1}) \\ &= w \hat{w}_{T-1} (1 - \bar{w}_{T-1}^2) \hat{C}_{T-1} + (N_T - 1) C_T + \frac{w \hat{w}_{T-1} N_T}{\hat{w}_T} (\mu_T - \hat{\mu}_{T-1})(\mu_T - \hat{\mu}_{T-1})^T \end{aligned}$$

TABLE I
TRACKING ERROR. THE ERROR IS MEASURED USING THE EUCLIDEAN DISTANCE OF TWO CENTER POINTS,
WHICH HAS BEEN NORMALIZED BY THE SIZE OF THE TARGET FROM THE ANNOTATION

	GKT [35]	MIL [5]	MS [8]	CPF [31]	COV [33]	IVT [34]	OAB [11]	VTD [18]	Frag [1]	ICTL
car	12.7242	1.5211	3.6382	4.5717	3.3430	6.0876	3.2358	3.0916	2.6072	0.9118
dog	0.1933	0.1350	0.1757	0.0946	0.2124	0.7230	0.1843	0.1372	0.1434	0.1671
face	0.1490	0.2798	0.1877	0.2757	0.4031	0.1611	0.2026	0.1897	0.1005	0.1256
race	0.0768	0.0541	0.0784	0.0931	0.2537	0.0317	0.0523	0.0320	0.0533	0.0456
turnpike	0.0213	0.0210	0.0271	0.3961	0.2563	0.0080	0.0091	0.0051	0.0168	0.0127
noise	0.4706	0.0199	0.0539	0.3000	0.1406	0.0081	0.0065	0.0061	0.0258	0.0209
crossing	0.4564	0.0196	0.0351	0.2254	0.0883	0.1902	0.0110	0.0974	0.2359	0.0144
couple	1.3426	1.0522	3.4404	2.6670	0.4898	2.1280	3.0110	2.5734	1.0009	0.3433
jogging	0.3069	0.8211	0.7028	0.1885	0.0865	0.7808	0.0570	0.7916	0.6383	0.0364
woman	0.6305	0.6972	0.5714	0.2813	0.3178	0.5846	0.6700	0.7337	0.0664	0.0366
subway	3.0896	0.1061	3.0340	0.5036	0.2772	2.9237	3.2289	3.2080	0.1577	0.0880
Ave.	1.7692	0.4297	1.0859	0.8725	0.5335	1.2388	0.9699	0.9878	0.4588	0.1639

TABLE II
TRACKING QUALITY. THE QUALITY IS MEASURED USING THE AREA COVERAGE BETWEEN THE TRACKING RESULT AND THE ANNOTATION

	GKT [35]	MIL [5]	MS [8]	CPF [31]	COV [33]	IVT [34]	OAB [11]	VTD [18]	Frag [1]	ICTL
car	0.0176	0.3939	0.2924	0.2186	0.2791	0.4664	0.3978	0.4224	0.3902	0.5547
dog	0.2876	0.3423	0.3187	0.3753	0.2665	0.1865	0.2939	0.3962	0.3524	0.3087
face	0.7346	0.5792	0.6714	0.5800	0.5138	0.6901	0.6572	0.6301	0.7822	0.7118
race	0.4984	0.5236	0.4784	0.4275	0.3516	0.6430	0.5334	0.6906	0.5216	0.6372
turnpike	0.6568	0.6506	0.6344	0.1643	0.3582	0.7780	0.7628	0.8118	0.7129	0.7560
noise	0.2112	0.6580	0.4873	0.1969	0.5343	0.7985	0.7856	0.7828	0.6250	0.6567
crossing	0.0133	0.6078	0.4876	0.0836	0.3285	0.2696	0.6258	0.4076	0.2941	0.5947
couple	0.3422	0.4396	0.0517	0.0363	0.4337	0.2129	0.0675	0.0647	0.2317	0.5125
jogging	0.3449	0.1761	0.1449	0.4141	0.5369	0.1339	0.5333	0.1694	0.1643	0.6838
woman	0.0202	0.0767	0.0521	0.0856	0.0996	0.0641	0.0740	0.0661	0.5455	0.5938
subway	0.1146	0.5724	0.0540	0.1623	0.3644	0.0707	0.0808	0.0781	0.5404	0.5589
Ave.	0.2947	0.4564	0.3339	0.2495	0.3697	0.3921	0.4375	0.4109	0.4691	0.5972

TABLE III
FAILED TRACKING STATISTICS. THE NUMBER FOR EACH SEQUENCE IS CALCULATED USING A THRESHOLD (1/3 IS USED TO GENERATE THIS TABLE)
TO FILTER THE AREA COVERAGE BETWEEN THE TRACKING RESULT AND THE GROUND TRUTH

	#frame	GKT [35]	MIL [5]	MS [8]	CPF [31]	COV [33]	IVT [34]	OAB [11]	VTD [18]	Frag [1]	ICTL
car	252	246	118	123	188	163	88	118	102	127	36
dog	127	89	71	77	69	91	95	96	56	73	80
face	890	0	201	0	140	214	0	10	2	0	0
race	320	33	22	52	46	132	0	22	0	27	43
turnpike	290	0	0	0	235	142	0	0	0	14	0
noise	290	190	0	48	202	60	0	0	0	14	0
crossing	120	118	0	7	114	63	71	2	44	68	0
couple	140	58	44	128	133	39	94	128	128	95	25
jogging	300	119	231	232	82	43	236	35	231	232	1
woman	542	531	478	510	483	503	474	474	490	84	48
subway	154	125	3	147	127	70	137	136	137	15	8
Total	3425	1509	1168	1324	1819	1520	1195	1021	1190	749	241

and performed on a personal computer with a 1.6-GHz central processing unit. Without code optimization, our tracker can achieve around 20 fps for image sequences with a resolution of 320×240 .

We compared the proposed ICTL tracker with nine state-of-the-art visual trackers, namely, generalized kernel-based tracker (GKT) [35], multi-instance learning-based tracker (MIL) [5], incremental principal-component-analysis-based tracker (IVT) [34], online-boosting-based (OAB) tracker [11], visual tracking decomposition (VTD) tracker [18], fragment-based (Frag) tracker [1], color-based particle filtering (CPF) tracker [31], covariance (COV) tracker, [33] and mean shift (MS) tracker [8]. In our experiments, using the public trackers, we used the same parameters as the authors. Eleven sequences, most of

them have been widely tested before, are used in the comparison experiments. The quantitative results are summarized in Tables I–III and Fig. 10. Below is a more detailed discussion of the comparison tracking results.

A. Speed Comparison for Model Update

From (3), it is clear that the update for \hat{C}_T is independent of T and needs only $\mathcal{O}(d^2)$ arithmetic operations, whereas the computational complexity of the Riemannian mean used in [33] is $\mathcal{O}(Td^3)$. In our experiment setting, when $T = 50$ and $d = 7$, the computational time for both algorithms are 0.1 and 10 ms, respectively.

The computation times for model update are given in Fig. 3 in log-linear scale. The figure shows that the proposed ICTL has

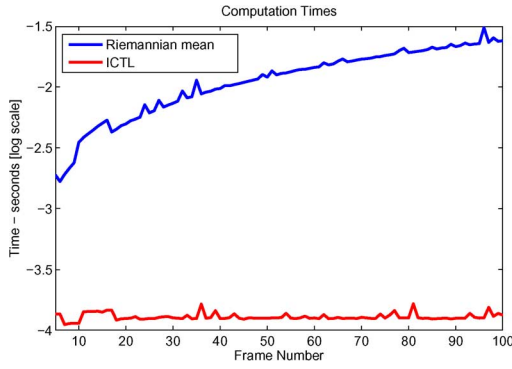


Fig. 3. Speed comparison for model update.

a constant time complexity and is significantly faster than the original covariance tracker.

B. Qualitative Evaluation

Pedestrian Tracking: We first test our ICTL algorithm to track a pedestrian using sequences *crossing*, *couple*, *jogging*, *subway*, and *woman*.

Fig. 4(a) shows the comparative results on *crossing*. Although the target has the similar color feature as the background, our tracker is able to track the target well, which can be attributed to the descriptive power of the covariance feature and the model update scheme. Notice that the nonconvex target is localized within a rectangular window, and thus, it inevitably contains some background pixels in its appearance representation. From #48, the target rectangular window contains some light pixels. The weighted incremental model update adapts the target model to the background changes. The results show that our algorithm faithfully models the appearance of an arbitrary object in the presence of noisy background pixels.

Fig. 4(b) shows the tracking results using sequence *couple*, captured from a hand-held camera. The couple represents a situation of group tracking where one or more objects move together in a sequence. Notice that there is a large-scale variation in the target relative to the camera (#3, #139). Even with the significant camera motion and the low frame rate, our ICTL algorithm is able to track the target better than other trackers (see Table I). Although our tracker loses the target in #91 due to the sudden fast camera motion, it redetects the target in #116 and tracks the target to the end. Furthermore, the compact tensor representation is constructed from scratch and is updated to reflect the appearance variation of the target.

Fig. 4(c) shows the tracking results on sequence *jogging*. Note that our ICTL method is able to track the target undergoing gradual scale changes (#22 and #300). Furthermore, our method is able to track the target with severe full occlusion (#68 and #77), which lasts around 20 frames. Compared with the results of COV, our method is able to efficiently learn a compact representation while tracking the target without using Riemannian means. Moreover, our tracker is more stable when the target is under occlusion. The multimode representation and the Bayesian formulation contribute to the successful performance.

Our algorithm is also able to track objects in cluttered environment, such as the sequence of a human walking in the

subway, shown in Fig. 4(d). Despite many similar objects in the scenario and the indistinctive texture feature to background, our algorithm is able to track the human well.

Sequence *woman*, as shown in Fig. 4(e), contains a woman moving in different occlusion, scale, and lighting conditions. Once initialized in the first frame, our algorithm is able to track the target object as it experiences long-term partial occlusions (#68, #146, and #324), large-scale variation (#540), and sudden global lighting variation (#45 and #46). Notice that some parts of the target are occluded, and thus, it inevitably contains some background information in its appearance model. The multimode representation enables the tracker to stably work and estimate the target location correctly.

Vehicle Tracking: Sequence *race*, as shown in Fig. 5(a), contains a car moving in different scales and poses, where the background has a similar color as the target. Once initialized in the first frame, our tracker is able to follow the target object as it experiences large-scale changes (#4, #64, and #254) and pose variations (#4 and #185). Notice that the COV tracker cannot handle scale changes and is not stable during the tracking sequence.

Fig. 5(b) shows the tracking results on sequence *car*. The target is undergoing long-term partial occlusions (#165 and #170), which lasts around 40 frames, and large-scale variation (#16 and #197). In this sequence, GKT loses the target quickly, and all the other trackers cannot estimate the scale and the ICTL method. When the car changes its pose (#252), together with scale variation, only our tracker can follow the target. The tracking success for partial occlusions and scale variation results from the part-based representation and the proposed model update approach.

Fig. 5(c) shows the tracking results on sequence *turnpike*. The color-based CPF tracker drifts off the target from #60 and then quickly loses the target. Similarly, the COV tracker also loses the target and is attracted to the nearby car with similar color.

Noise: To test the robustness to noise, the Gaussian noise was added to sequence *turnpike*, and the generated sequence is named *noise*. The comparative results are shown in Fig. 5(d). Compared with Fig. 5(c), we can see that the performance of GKT is dramatically decreased. The poor performance of the GKT is because its appearance model is not robust to the noise. Note that the covariance descriptor is robust to the Gaussian noise and the performance of our tracker is almost the same as noise-free sequence.

Long-Term Sequence Tracking: Long-term sequence tracking has recently drawn many researchers' attention [15] due to its challenges and practical applications. We test the proposed method on one long sequence, i.e., *doll* [24], which is taken by a hand-held camcorder and lasts 3871 frames. Some samples of the tracking results are shown in Fig. 6. It shows the tracking capability of our method under scale, pose changes, and occlusions.

More Other Cases: Fig. 7(a) and (b) shows more tracking results on sequences *face* and *dog*, respectively. In *face*, the target is frequently undergoing long-term partial occlusion. Our tracker again outperforms all the other trackers. The successful performance can be attributed to the adopted part-based representation. COV poorly performs on this sequence. In sequence *dog*, the dog is running and undergoing large pose variation. Although our tracker cannot estimate the accurate scale of the




Fig. 4. Pedestrian tracking results of different algorithms. (a) Crossing, (b) couple, (c) jogging, (d) subway, and (e) woman.




Fig. 5. Vehicle tracking results. Legend is the same as in Fig. 4. (a) Race, (b) car, (c) turnpike, and (d) noise.

target due to the severe pose change, our ICTL tracker follows the dog throughout the sequence.

C. Qualitative Analysis of ICTL

We use sequence *crossing* to test the effectiveness of the proposed ICTL. Three trackers are exploited for the qualitative analysis, i.e., Tracker-A uses the proposed ICTL approach with

default parameter setting; Tracker-B uses the sample covariance for model update, i.e., parameter w in (3) is set to 1; and Tracker-C is a tracker without model update. To test if adding more features could improve the tracking performance, we construct Tracker-D by adding Tracker-C with two additional features, i.e., two directional second-order intensity derivatives, and the size of covariance descriptor for Tracker-D is 9×9 .



Fig. 6. Tracking results on a long sequence, i.e., *doll*. There are pose, scale changes, and occlusions in the sequence.




Fig. 7. Tracking results of different algorithms on *face* and *dog*. Legend is the same as in Fig. 4.



Fig. 8. Effectiveness test of ICTL using three modification of ICTL: (white) Tracker-A, (red) Tracker-B, (blue) Tracker-C, and (yellow) Tracker-D.

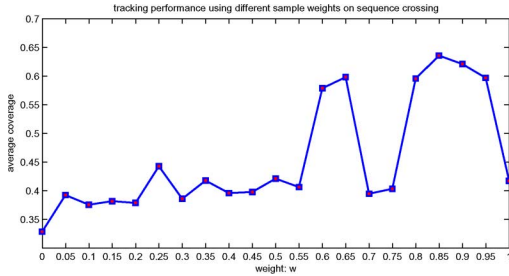


Fig. 9. Tracking performance with respect to the weight selection.

The results are illustrated in Fig. 8. As shown in the figure, when the target window includes more background clutter (white pixels), Tracker-C drifts and loses the target after #77. Tracker-B drifts from #76 and loses the target in #79. Even with more visual features, Tracker-D could not track the target robustly, whereas our proposed Tracker-A is able to track the target throughout the sequence. The success of the ICTL performance can be attributed to the weighting scheme adopted in the proposed ICTL.

To further realize the tracking performance with respect to the weight selection, we carried out different trackers with different weights on sequence *crossing*, where the weight's range is from 0 to 1 with a space of 0.05. This is illustrated in Fig. 9. We can see that an improper weight may degenerate the performance. Weights in the range of [0.8, 0.95] may be a good choice for the tracker.

D. Quantitative Evaluation

To quantitatively evaluate all the trackers, we manually labeled the bounding box of the target in each frame. In Table I,

we give the average tracking errors of each approach in all sequences. From the statistical results, we can see that, although many of the state-of-the-art tracking approaches have difficulty tracking the targets throughout the sequence, our proposed tracker can track the target robustly.

To measure the tracking quality of each approach, we use the area coverage between the tracking result and the annotation as the criterion. The range of this measure is [0, 1]. The average quality is shown in Table II. If we treat the coverage lower than 1/3 as a poor tracking result, we can get the poor tracking statistics table, as shown in Table III. We can see that all the approaches cannot perform well on the *dog* sequence because the target is undergoing large deformation together with the scale change. The *car* and *race* sequences are also challenging sequences due to the large scale variation. Particularly on *jogging* and *woman*, our tracker performs much better than other trackers.

Fig. 10 illustrates the tracking error plot for each algorithm on each testing sequence. Each subfigure corresponds to one testing sequence, and in each subfigure, different colored lines represent different trackers. Our proposed tracker excellently performs, in comparison with other state-of-the-art trackers.

The reason that our ICTL tracker performs well is three-folded: 1) multiple covariance feature matrices are used to characterize the object appearance; 2) the particle filter is adopted for posterior distribution propagation over time; and 3) the ICTL learns the compact covariance model to handle appearance variation.

E. Discussion

Our proposed tracker is based on the multimode representation, the covariance descriptor, the incremental appearance learning, and the particle filter. The robustness of the tracking performances are joint result of these components. In particular, multimode representation addresses partial occlusion and scale estimation, covariance matrix brings rich information for target representation, and particle filter is more powerful than searching-based approach. That said, there are challenging cases when our tracker meets problems, such as when dealing

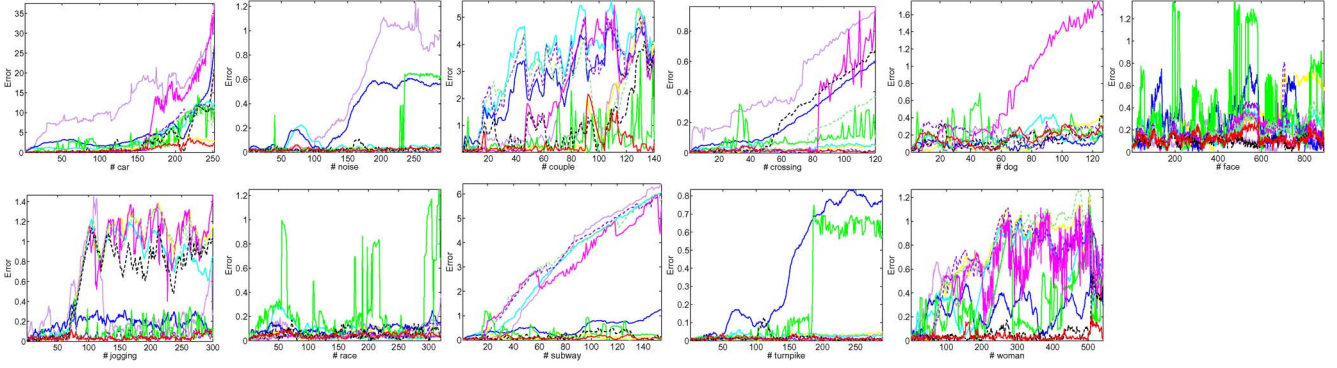


Fig. 10. Tracking error plot. Legend is the same as in Fig. 4.



Fig. 11. Some failed or inaccurate tracking results by the proposed tracker.

with severe motion blurs, large- and fast-scale change, abrupt motion or moving out of the frame, etc. These challenges are likely to happen particularly in long sequences. Fig. 11 shows some failure or inaccurate tracking results of the proposed tracker.

Some of the compared trackers are without a model update procedure, such as the CPF tracker. As a result, they cannot handle the appearance variations of the target. Their tracking performance could be improved by adopting some advanced model update scheme, such as the approach adopted in [26] for the CPF tracker. This may also give a good motivation of choosing covariance descriptor. We would investigate this in our future work.

To fairly compare different trackers is not an easy work. Different evaluation criterion may generate different performance. For example, on sequence *subway*, the center error criterion is not consistent with the area coverage criterion. The center error criterion is widely used in the visual tracking domain, whereas the area coverage criterion is commonly used in the object detection area. From the performance generated by area coverage, we can get much more information than the center error, e.g., the quality of tracking. Therefore, we think the area coverage is a better criterion for tracking performance measurement.

VI. CONCLUSION

In this paper, we have presented a real-time probabilistic visual tracking approach with incremental covariance model updating. In the proposed method, the covariance matrix of image features represents the object appearance. Furthermore, an ICTL algorithm adapts and reflects the appearance changes of an object due to intrinsic and extrinsic variations. Moreover, our probabilistic ICTL method uses a particle filter for motion parameter estimation and the covariance region descriptor for object appearance, and with the use of integral images, it achieves real-time performance. The use of a part-based representation of the object model, in addition to the ICTL and Bayesian PF updates, also affords tracking through scale, pose, and illumination changes. Compared with many state-of-the-art

trackers, the proposed algorithm is faster and more robust to occlusions and object pose variations. Experimental results demonstrate that the proposed method is promising for robust real-time tracking for many security, surveillance, and monitoring applications.

The proposed probabilistic tracker is more suitable for multi-target tracking. Due to the integral images used for fast calculations of covariance matrix, when tracking multiobjects, the computational cost grows less than the linear of the tracked target number. When the covariance-based object detector [40] is used to initialize the targets, the computational cost would lower than the independent detector and tracker. This is because the detector shares the same base features (integral images) with the tracker. Furthermore, the boosted particle filter [27] can be used to improve the multiobject tracking performance.

APPENDIX A PROOF OF ALL LEMMAS

Proof of Lemma 1:

$$\hat{w}_T = \sum_{t=1}^T \sum_{i=1}^{N_t} w_i^t = \sum_{t=1}^T N_t w^{T-t} = \sum_{t=1}^{T-1} N_t w^{T-t} + N_T.$$

Since $\hat{w}_{T-1} = \sum_{t=1}^{T-1} N_t w_{T-1-t}$, we have $\hat{w}_T = w \hat{w}_{T-1} + N_T$. Thus

$$\begin{aligned} \bar{w}_T^2 &= \sum_{t=1}^T \sum_{i=1}^{N_t} \frac{w_{T,t,i}^2}{\hat{w}_T} = \frac{1}{\hat{w}_T^2} \sum_{t=1}^T \sum_{i=1}^{N_t} w^{2(T-t)} \\ &= \frac{1}{\hat{w}_T^2} \sum_{t=1}^T N_t w^{2(T-t)} = \frac{1}{\hat{w}_T^2} \left(\sum_{t=1}^{T-1} N_t w^{2(T-t)} + N_T \right). \end{aligned}$$

Since $\bar{w}_{T-1}^2 = (1/\hat{w}_{T-1}^2)(\sum_{t=1}^{T-1} N_t w^{2(T-1-t)} + N_{T-1})$ and $\sum_{t=1}^{T-1} N_t w^{2(T-t)} = (\hat{w}_{T-1}^2 \bar{w}_{T-1}^2 - N_{T-1})w^2$, we have

$$\bar{w}_T^2 = \frac{(\hat{w}_{T-1}^2 \bar{w}_{T-1}^2 - N_{T-1})w^2 + N_T}{(w \hat{w}_{T-1} + N_T)^2}.$$

□

Proof of Lemma 2:

$$\sum_{t=1}^T \sum_{i=1}^{N_t} w_{T,t,i} (f_{t,i} - \hat{\mu}_T) = \sum_{t=1}^T \sum_{i=1}^{N_t} w_{T,t,i} f_{t,i} - \sum_{t=1}^T \sum_{i=1}^{N_t} w_{T,t,i} \hat{\mu}_T.$$

By definition, we have $\hat{w}_T = \sum_{t=1}^T \sum_{i=1}^{N_t} w_{T,t,i}$ and $\hat{\mu}_T = (1/\hat{w}_T) \sum_{t=1}^T \sum_{i=1}^{N_t} w_{T,t,i} f_{t,i}$; therefore

$$\begin{aligned} & \sum_{t=1}^T \sum_{i=1}^{N_t} w_{T,t,i} f_{t,i} - \sum_{t=1}^T \sum_{i=1}^{N_t} w_{T,t,i} \hat{\mu}_T = \hat{w}_T \hat{\mu}_T - \hat{\mu}_T \\ & \quad \times \sum_{t=1}^T \sum_{i=1}^{N_t} w_{T,t,i} = \hat{w}_T \hat{\mu}_T - \hat{\mu}_T \hat{w}_T = 0 \\ & \sum_{t=1}^T \sum_{i=1}^{N_t} w_{T,t,i} (f_{t,i} - \hat{\mu}_T)^T = \left\{ \sum_{t=1}^T \sum_{i=1}^{N_t} w_{T,t,i} (f_{t,i} - \hat{\mu}_T) \right\}^T = 0. \end{aligned}$$

■

Proof of Lemma 3:

$$\begin{aligned} & \sum_{i=1}^{N_T} (f_{T,i} - \hat{\mu}_T) (f_{T,i} \hat{\mu}_T)^T \\ &= \sum_{i=1}^{N_T} (f_{T,i} - \mu_T + \mu_T - \hat{\mu}_T) (f_{T,i} - \mu_T + \mu_T - \hat{\mu}_T)^T \\ &= \sum_{i=1}^{N_T} (f_{T,i} - \mu_T) (f_{T,i} - \mu_T)^T \\ & \quad + \left(\sum_{i=1}^{N_T} (f_{T,i} - \mu_T) \right) (\mu_T - \hat{\mu}_T)^T \\ & \quad + (\mu_T - \hat{\mu}_T) \sum_{i=1}^{N_T} (f_{T,i} - \mu_T)^T \\ & \quad + N_T (\mu_T - \hat{\mu}_T) (\mu_T - \hat{\mu}_T)^T \\ &= (N_T - 1) C_T + N_T (\mu_T - \hat{\mu}_T) (\mu_T - \hat{\mu}_T)^T. \end{aligned}$$

Since

$$\begin{aligned} (N_t - 1) C_t &= \sum_{i=1}^{N_t} (f_{t,i} - \mu_t) (f_{t,i} - \mu_t)^T \\ \sum_{i=1}^{N_T} (f_{T,i} - \mu_T) &= \sum_{i=1}^{N_T} f_{T,i} - N_T \mu_T = 0 \end{aligned}$$

we have

$$\begin{aligned} & \sum_{i=1}^{N_T} (f_{T,i} - \hat{\mu}_T) (f_{T,i} - \hat{\mu}_T)^T \\ &= (N_T - 1) C_T + N_T (\mu_T - \hat{\mu}_T) (\mu_T - \hat{\mu}_T)^T. \end{aligned}$$

□

Proof of Lemma 4:

$$\begin{aligned} \hat{\mu}_T &= \frac{1}{\hat{w}_T} \sum_{t=1}^T \sum_{i=1}^{N_t} w_{T,t,i} f_{t,i} = \frac{1}{\hat{w}_T} \sum_{t=1}^T w^{T-t} \sum_{i=1}^{N_t} f_{t,i} \\ &= \frac{1}{\hat{w}_T} \sum_{t=1}^{T-1} w w^{T-1-t} \sum_{i=1}^{N_t} f_{t,i} + \frac{1}{\hat{w}_T} \sum_{i=1}^{N_T} f_{T,i} \\ &= \frac{w \hat{w}_{T-1}}{\hat{w}_T} \hat{\mu}_{T-1} + \frac{N_T}{\hat{w}_T} \mu_T. \end{aligned}$$

Since, by definition, $N_t \mu_t = \sum_{i=1}^{N_t} f_{t,i}$ and

$$\hat{\mu}_T = (1/\hat{w}_T) \sum_{t=1}^T \sum_{i=1}^{N_t} w_{T,t,i} f_{t,i} = (1/\hat{w}_T) \sum_{t=1}^T w^{T-t} \sum_{i=1}^{N_t} f_{t,i},$$

we have

$$\begin{aligned} \hat{\mu}_T &= \frac{w \hat{w}_{T-1}}{\hat{w}_T} \hat{\mu}_{T-1} + \frac{N_T}{\hat{w}_T} \mu_T \\ \hat{\mu}_{T-1} - \hat{\mu}_T &= \hat{\mu}_{T-1} - \left(\frac{w \hat{w}_{T-1}}{\hat{w}_T} \hat{\mu}_{T-1} + \frac{N_T}{\hat{w}_T} \mu_T \right) \\ &= \frac{N_T}{\hat{w}_T} (\mu_T - \hat{\mu}_{T-1}) \\ \mu_T - \hat{\mu}_T &= \mu_T - \left(\frac{w \hat{w}_{T-1}}{\hat{w}_T} \hat{\mu}_{T-1} + \frac{N_T}{\hat{w}_T} \mu_T \right) \\ &= \frac{w \hat{w}_{T-1}}{\hat{w}_T} (\mu_T - \hat{\mu}_{T-1}). \end{aligned}$$

□

Proof of Lemma 5:

$$\begin{aligned} & \sum_{t=1}^{T-1} \sum_{i=1}^{N_t} w_{T,t,i} (f_{t,i} - \hat{\mu}_T) (f_{t,i} - \hat{\mu}_T)^T \\ &= \sum_{t=1}^{T-1} \sum_{i=1}^{N_t} w_{T,t,i} (f_{t,i} - \hat{\mu}_{T-1} + \hat{\mu}_{T-1} - \hat{\mu}_T) \\ & \quad \times (f_{t,i} - \hat{\mu}_{T-1} + \hat{\mu}_{T-1} - \hat{\mu}_T)^T \\ &= \sum_{t=1}^{T-1} \sum_{i=1}^{N_t} w^{T-t} (f_{t,i} - \hat{\mu}_{T-1}) (f_{t,i} - \hat{\mu}_{T-1})^T \\ & \quad + \left\{ \sum_{t=1}^{T-1} \sum_{i=1}^{N_t} w_{T,t,i} (f_{t,i} - \hat{\mu}_{T-1}) \right\} (\hat{\mu}_{T-1} - \hat{\mu}_T)^T \\ & \quad + (\hat{\mu}_{T-1} - \hat{\mu}_T) \sum_{t=1}^{T-1} \sum_{i=1}^{N_t} w_{T,t,i} (f_{t,i} - \hat{\mu}_{T-1})^T \\ & \quad + (\hat{\mu}_{T-1} - \hat{\mu}_T) (\hat{\mu}_{T-1} - \hat{\mu}_T)^T \sum_{t=1}^{T-1} \sum_{i=1}^{N_t} w^{T-t}. \end{aligned}$$

Since, by definition, $\hat{w}_{T-1}(1 - \bar{w}_{T-1}^2)\hat{C}_{T-1} = \sum_{t=1}^{T-1} \sum_{i=1}^{N_t} w^{T-1-t}(f_{t,i} - \hat{\mu}_{T-1})(f_{t,i} - \hat{\mu}_{T-1})^T$, we have

$$\begin{aligned} \sum_{t=1}^{T-1} \sum_{i=1}^{N_t} w^{T-t}(f_{t,i} - \hat{\mu}_{T-1})(f_{t,i} - \hat{\mu}_{T-1})^T \\ = w\hat{w}_{T-1}(1 - \bar{w}_{T-1}^2)\hat{C}_{T-1}. \end{aligned}$$

By using Lemma 2, we have

$$\begin{aligned} (\hat{\mu}_{T-1} - \hat{\mu}_T)^T \sum_{t=1}^{T-1} \sum_{i=1}^{N_t} w_{T,t,i}(f_{t,i} - \hat{\mu}_{T-1}) &= 0 \\ (\hat{\mu}_{T-1} - \hat{\mu}_T) \sum_{t=1}^{T-1} \sum_{i=1}^{N_t} w_{T,t,i}(f_{t,i} - \hat{\mu}_{T-1})^T &= 0. \end{aligned}$$

Since, by definition, $\hat{w}_{T-1} = \sum_{t=1}^{T-1} N_t w^{T-1-t}$, we have $\sum_{t=1}^{T-1} \sum_{i=1}^{N_t} w^{T-t} = \sum_{t=1}^{T-1} N_t w^{T-t} = w\hat{w}_{T-1}$.

Therefore, we have

$$\begin{aligned} \sum_{t=1}^{T-1} \sum_{i=1}^{N_t} w_{T,t,i}(f_{t,i} - \hat{\mu}_T)(f_{t,i} - \hat{\mu}_T)^T &= w\hat{w}_{T-1} \\ \times \left\{ (1 - \bar{w}_{T-1}^2)\hat{C}_{T-1} + (\hat{\mu}_{T-1} - \hat{\mu}_T)(\hat{\mu}_{T-1} - \hat{\mu}_T)^T \right\} \end{aligned}$$

□

REFERENCES

- [1] A. Adam, E. Rivlin, and I. Shimshoni, "Robust fragments-based tracking using the integral histogram," in *Proc. IEEE Conf. CVPR*, 2006, pp. 798–805.
- [2] V. Arsigny, P. Fillard, X. Pennec, and N. Ayache, "Geometric means in a novel vector space structure on symmetric positive-definite matrices," *SIAM J. Matrix Anal. Appl.*, vol. 29, no. 1, pp. 328–347, 2008.
- [3] S. Avidan, "Support vector tracking," *IEEE Trans. Pattern Anal. Mach. Intell.*, vol. 26, no. 8, pp. 1064–1072, Aug. 2004.
- [4] S. Avidan, "Ensemble tracking," *IEEE Trans. Pattern Anal. Mach. Intell.*, vol. 29, no. 2, pp. 261–271, Feb. 2007.
- [5] B. Babenko, M. Yang, and S. Belongie, "Visual tracking with online multiple instance learning," in *Proc. IEEE Conf. CVPR*, 2009, pp. 983–990.
- [6] S. Birchfield and S. Rangarajan, "Spatiograms versus histograms for region-based tracking," in *Proc. IEEE Conf. CVPR*, 2005, pp. 1158–1163.
- [7] R. Collins, Y. Liu, and M. Leordeanu, "Online selection of discriminative tracking features," *IEEE Trans. Pattern Anal. Mach. Intell.*, vol. 27, no. 10, pp. 1631–1643, Oct. 2005.
- [8] D. Comaniciu, V. Ramesh, and P. Meer, "Kernel-based object tracking," *IEEE Trans. Pattern Anal. Mach. Intell.*, vol. 25, no. 5, pp. 564–577, May 2003.
- [9] W. Förstner and B. Moonen, A metric for covariance matrices Stuttgart, Germany, Tech. Rep., 1999.
- [10] K. Guo, P. Ishwar, and J. Konrad, "Action change detection in video by covariance matching of silhouette tunnels," in *Proc. IEEE ICASSP*, 2010, pp. 1110–1113.
- [11] G. Helmut, G. Michael, and B. Horst, "Real-time tracking via on-line boosting," in *Proc. BMVC*, 2006, pp. 47–56.
- [12] X. Hong, H. Chang, S. Shan, X. Chen, and W. Gao, "Sigma set: A small second order statistical region descriptor," in *Proc. IEEE Conf. CVPR*, 2009, pp. 1802–1809.
- [13] M. Isard and A. Blake, "Condensation—Conditional density propagation for visual tracking," *Int. J. Comput. Vis.*, vol. 29, no. 1, pp. 5–28, Aug. 1998.
- [14] S. Julier and J. Uhlmann, "Using covariance intersection for SLAM," *Robot. Autonom. Syst.*, vol. 55, no. 1, pp. 3–20, Jan. 2007.
- [15] Z. Kalal, J. Matas, and K. Mikolajczyk, "P-N learning: Bootstrapping binary classifiers by structural constraints," in *Proc. IEEE Conf. CVPR*, 2010, pp. 49–56.
- [16] M. Kalandros and L. Pao, "Covariance control for multisensor systems," *IEEE Trans. Aerosp. Electron. Syst.*, vol. 38, no. 4, pp. 1138–1157, Oct. 2002.
- [17] S. Kwak, W. Nam, B. Han, and J. Han, "Learning occlusion with likelihoods for visual tracking," in *Proc. IEEE ICCV*, 2011, pp. 1–8.
- [18] J. Kwon and K. M. Lee, "Visual tracking decomposition," in *Proc. IEEE Conf. CVPR*, 2010, pp. 1269–1276.
- [19] A. Levy and M. Lindenbaum, "Sequential karhunen-loeve basis extraction and its application to images," *IEEE Trans. Image Process.*, vol. 9, no. 8, pp. 1371–1374, Aug. 2000.
- [20] X. Li, W. Hu, Z. Zhang, X. Zhang, M. Zhu, and J. Cheng, "Visual tracking via incremental Log-Euclidean Riemannian subspace learning," in *Proc. IEEE Conf. CVPR*, 2008, pp. 1–8.
- [21] H. Li, C. Shen, and Q. Shi, "Real-time visual tracking with compressed sensing," in *Proc. IEEE Int. Conf. CVPR*, 2011, pp. 1305–1312.
- [22] B. Liu, J. Huang, C. Kulikowski, and L. Yang, "Robust tracking using local sparse appearance model and K-selection," in *Proc. IEEE Int. Con. CVPR*, 2011, pp. 1313–1320.
- [23] X. Mei and H. Ling, "Robust visual tracking using L1 minimization," in *Proc. IEEE ICCV*, 2009, pp. 1436–1443.
- [24] X. Mei and H. Ling, "Robust visual tracking and vehicle classification via sparse representation," *IEEE Trans. Pattern Anal. Mach. Intell.*, vol. 33, no. 11, pp. 2259–2272, Nov. 2011.
- [25] X. Mei, H. Ling, Y. Wu, E. Blasch, and L. Bai, "Minimum error bounded efficient L1 tracker with occlusion detection," in *Proc. IEEE Int. Conf. CVPR*, 2011, pp. 1257–1264.
- [26] K. Nummiaro, E. Koller-Meier, and L. Van Gool, "Object tracking with an adaptive color-based particle filter," in *Proc. Symp. Pattern Recognit. DAGM*, 2002, pp. 353–360.
- [27] K. Okuma, A. Taleghani, N. Freitas, J. Little, and D. Lowe, "A boosted particle filter: Multitarget detection and tracking," in *Proc. ECCV*, 2004, pp. 28–39.
- [28] S. Paisitkriangkrai, C. Shen, and J. Zhang, "Fast pedestrian detection using a cascade of boosted covariance features," *IEEE Trans. Circuits Syst. Video Technol.*, vol. 18, no. 8, pp. 1140–1151, Aug. 2008.
- [29] Y. Pang, Y. Yuan, and X. Li, "Gabor-based region covariance matrices for face recognition," *IEEE Trans. Circuits Syst. Video Technol.*, vol. 18, no. 7, pp. 989–993, Jul. 2008.
- [30] X. Pennec, P. Fillard, and N. Ayache, "A Riemannian framework for tensor computing," *Int. J. Comput. Vis.*, vol. 66, no. 1, pp. 41–66, Jan. 2006.
- [31] P. Pérez, C. Hue, J. Vermaak, and M. Gangnet, "Color-based probabilistic tracking," in *Proc. ECCV*, 2002, pp. 661–675.
- [32] F. Porikli, "Integral histogram: A fast way to extract histograms in Cartesian spaces," in *Proc. IEEE Conf. CVPR*, 2005, pp. 829–836.
- [33] F. Porikli, O. Tuzel, and P. Meer, "Covariance tracking using model update based on Lie Algebra," in *Proc. IEEE Conf. CVPR*, 2006, pp. 728–735.
- [34] D. Ross, J. Lim, R. Lin, and M. Yang, "Incremental learning for robust visual tracking," *Int. Comput. Vis.*, vol. 77, no. 1–3, pp. 125–141, May 2008.
- [35] C. Shen, J. Kim, and H. Wang, "Generalized kernel-based visual tracking," *IEEE Trans. Circuits Syst. Video Technol.*, vol. 20, no. 1, pp. 119–130, Jan. 2010.
- [36] R. Sivalingam, D. Boley, V. Morellas, and N. Papanikolopoulos, "Tensor sparse coding for region covariances," in *Proc. ECCV*, 2010, pp. 722–735.
- [37] D. Skočaj and A. Leonardis, "Weighted and robust incremental method for subspace learning," in *Proc. IEEE ICCV*, 2003, pp. 1494–1501.
- [38] D. Tosato, M. Farenzena, M. Spera, V. Murino, and M. Cristani, "Multi-class classification on Riemannian manifolds for video surveillance," in *Proc. ECCV*, 2010, pp. 378–391.
- [39] O. Tuzel, F. Porikli, and P. Meer, "Region covariance: A fast descriptor for detection and classification," in *Proc. ECCV*, 2006, pp. 589–600.
- [40] O. Tuzel, F. Porikli, and P. Meer, "Human detection via classification on Riemannian manifolds," in *Proc. IEEE Conf. CVPR*, 2007, pp. 1–8.
- [41] M. Wei, G. Chen, E. Blasch, H. Chen, and J. B. Cruz, "Game theoretic multiple mobile sensor management under adversarial environments," in *Proc. Int. Conf. Inform. Fusion*, 2008, pp. 1–8.
- [42] Y. Wu, E. Blasch, G. Chen, L. Bai, and H. Ling, "Multiple source data fusion via sparse representation for robust visual tracking," in *Proc. Int. Conf. Inform. Fusion (FUSION)*, 2011, pp. 1–8.
- [43] Y. Wu, J. Cheng, J. Wang, and H. Lu, "Real-time visual tracking via incremental covariance tensor learning," in *Proc. IEEE ICCV*, 2009, pp. 1631–1638.
- [44] Y. Wu, H. Ling, J. Yu, F. Li, X. Mei, and E. Cheng, "Blurred target tracking by blur-driven tracker," in *Proc. IEEE ICCV*, 2011.

- [45] Y. Wu, J. Wang, and H. Lu, "Robust Bayesian tracking on Riemannian manifolds via fragments-based representation," in *Proc. IEEE ICASSP*, 2009, pp. 765–768.
- [46] Y. Wu, B. Wu, J. Liu, and H. Lu, "Probabilistic tracking on Riemannian manifolds," in *Proc. IEEE ICPR*, 2008, pp. 1–4.
- [47] Q. Yu, T. Dinh, and G. Medioni, "Online tracking and reacquisition using co-trained generative and discriminative trackers," in *Proc. ECCV*, 2008, pp. 678–691.
- [48] S. Zhou, R. Chellappa, and B. Moghaddam, "Visual tracking and recognition using appearance-adaptive models in particle filters," *IEEE Trans. Image Process.*, vol. 13, no. 11, pp. 1491–1506, Nov. 2004.



Yi Wu received the B.S. degree in automation from Wuhan University of Technology, Wuhan, China, in 2004 and the Ph.D. degree in pattern recognition and intelligent systems from the Chinese Academy of Sciences, Beijing, China, in 2009.

Since Fall of 2009, he has been an Assistant Professor with Nanjing University of Information Science and Technology, Nanjing, China. Since 2010, he has been a Postdoctoral Fellow with Temple University, Philadelphia, PA. His research interests include computer vision, medical image analysis, multimedia

analysis, and machine learning.



Jian Cheng (M'06) received the B.S. and M.S. degrees in mathematics from Wuhan University, Wuhan, China, in 1998 and in 2001, respectively, and the Ph.D. degree in pattern recognition and intelligent systems from the Chinese Academy of Sciences, Beijing, China, in 2004.

From 2004 to 2006, he has been working as a Postdoctoral Fellow with Nokia Research Center. Then, he joined the National Laboratory of Pattern Recognition, Institute of Automation, Chinese Academy of Sciences, where he is currently an

Associate Professor. His current research interests include image and video search, machine learning, etc.



Jinqiao Wang (M'09) received the B.E. degree from Hebei University of Technology, Tianjin, China, in 2001, the M.S. degree from Tianjin University, Tianjin, in 2004, and the Ph.D. degree in pattern recognition and intelligence systems from the Chinese Academy of Sciences, Beijing, China, in 2008.

He is currently an Assistant Professor with the Chinese Academy of Sciences. His research interests include pattern recognition and machine learning, image and video processing, mobile multimedia, and intelligent video surveillance.



Hanqing Lu (SM'06) received the B.E. and M.E. degrees from Harbin Institute of Technology, Harbin, China, in 1982 and 1985, respectively, and the Ph.D. degree from Huazhong University of Sciences and Technology, Wuhan, China, in 1992.

Currently, he is a Deputy Director with the National Laboratory of Pattern Recognition, Institute of Automation, Chinese Academy of Sciences, Beijing, China. His research interests include image and video analysis, medical image processing, object recognition, etc.



Jun Wang received the B.S. degree from Anhui University, Hefei, China, in 1990 and the M.S. degree from Hefei University of Technology, Hefei, in 2002.

He is currently a Professor with the Nanjing University of Information Science and Technology, Nanjing, China, where he is also the Director of the Network Center. His research interests include image and video analysis, software engineering, etc.



Haibin Ling (M'08) received the B.S. degree in mathematics and the M.S. degree in computer science from Peking University, Shenzhen, China, in 1997 and 2000, respectively, and the Ph.D. degree in computer from the University of Maryland, College Park, in 2006.

From 2000 to 2001, he was an Assistant Researcher with the Multimodal User Interface Group, Microsoft Research Asia. From 2006 to 2007, he was a Postdoctoral Scientist with the University of California Los Angeles, Los Angeles. After that, he

was a Research Scientist with Siemens Corporate Research, Princeton, NJ. Since Fall of 2008, he has been an Assistant Professor with Temple University, Philadelphia, PA. His research interests include computer vision, medical image analysis, human computer interaction, and machine learning.

Dr. Ling received the Best Student Paper Award at the Association for Computing Machinery Symposium on User-Interface Software and Technology in 2003.



Erik Blasch (SM'05) received B.S.M.E. degree from Massachusetts Institute of Technology, Cambridge, in 1992, the M.S. degree in mechanical engineering and the M.S. degree in industrial engineering from Georgia Institute of Technology, Atlanta, in 1994 and 1995, respectively, and the M.S.E.E. degree and the Ph.D. degree in electrical engineering from Wright State University, Dayton, OH, in 1997 and 1999, respectively, among other advanced degrees in engineering, health science, economics, and business administration.

He is a Fusion Evaluation Tech Lead for the Air Force Research Laboratory, Rome, NY, and a Reserve Officer with the Air Force Office of Scientific Research. His research interests include target tracking, sensor and information fusion, automatic target recognition, biologically inspired robotics, and controls.

Dr. Blasch is a past President of the International Society of Information Fusion, a member of the IEEE AESS Board of Governors, an IEEE TRANSACTIONS ON SYSTEMS, MAN, AND CYBERNETICS-A associate editor, a SPIE Fellow, and active in the American Institute of Aeronautics and Astronautics and the Institute of Navigation.



Li Bai (SM'07) received the B.S. degree in electrical engineering from Temple University, Philadelphia, PA, in 1996, and the M.S. degree and the Ph.D. degree in electrical and computer engineering from Drexel University, Philadelphia, PA, 1998 and 2001, respectively.

He is an Associate Professor with the Department of Electrical and Computer Engineering, Temple University. His research areas include information fusion, reliability, secret-sharing schemes, and wireless sensor networks, multiagent systems, and

computer network security.

Dr. Lai was a Core Organizer in the Eight International Conference on Information Fusion held in Philadelphia in July 2005. He was also the Chair of the IEEE Philadelphia Section in 2007.