

# Adaptive Control of a Two-Link Robot Using Batch Least-Square Identifier

Mostafa Bagheri, Iasson Karafyllis, Peiman Naseradinmousavi, and Miroslav Krstić, *Fellow, IEEE*

**Abstract**—We design a regulation-triggered adaptive controller for robot manipulators to efficiently estimate unknown parameters and to achieve asymptotic stability in the presence of coupled uncertainties. Robot manipulators are widely used in telemanipulation systems where they are subject to model and environmental uncertainties. Using conventional control algorithms on such systems can cause not only poor control performance, but also expensive computational costs and catastrophic instabilities. Therefore, system uncertainties need to be estimated through designing a computationally efficient adaptive control law. We focus on robot manipulators as an example of a highly nonlinear system. As a case study, a 2-DOF manipulator subject to four parametric uncertainties is investigated. First, the dynamic equations of the manipulator are derived, and the corresponding regressor matrix is constructed for the unknown parameters. For a general nonlinear system, a theorem is presented to guarantee the asymptotic stability of the system and the convergence of parameters' estimations. Finally, simulation results are discussed for a two-link manipulator, and the performance of the proposed scheme is thoroughly evaluated.

**Index Terms**—Backstepping, least-square identifier, robot manipulators, trigger-based adaptive control.

## I. INTRODUCTION

ROBOT manipulators are widely used in various applications to track desired trajectories on account of their reliable, fast, and precise motions in executing tasks such as moving debris and turning valves [1], [2], while, as expected, consuming a significant amount of lumped energy [3]. Remote manipulators provide the capability of executing tasks safely and autonomously at dangerous or unreachable locations. However, they inevitably operate within different environments subject to numerous uncertainties or large time delays [4]. These uncertainties including, but not limited to, the length, mass, and inertia of the links as well as the

Manuscript received July 1, 2020; accepted August 1, 2020. Recommended by Associate Editor Tengfei Liu. (*Corresponding author: Mostafa Bagheri.*)

Citation: M. Bagheri, I. Karafyllis, P. Naseradinmousavi, and M. Krstić, "Adaptive control of a two-link robot using batch least-square identifier," *IEEE/CAA J. Autom. Sinica*, vol. 8, no. 1, pp. 86–93, Jan. 2021.

M. Bagheri is with the Department of Mechanical and Aerospace Engineering, University of California San Diego and San Diego State University, La Jolla, CA 92037 USA (e-mail: mstf.bagheri@gmail.com).

I. Karafyllis is with the Department of Mathematics, National Technical University of Athens, Athina 106 82, Greece (e-mail: iasonkaraf@math.ntua.gr).

P. Naseradinmousavi is with the Department of Mechanical Engineering, San Diego, CA 92182 USA (e-mail: pnaseradinmousavi@sdsu.edu).

M. Krstić is with the Department of Mechanical and Aerospace Engineering, University of California San Diego, La Jolla, CA 92037 USA (e-mail: krstic@ucsd.edu).

Color versions of one or more of the figures in this paper are available online at <http://ieeexplore.ieee.org>.

Digital Object Identifier 10.1109/JAS.2020.1003459

manipulator payloads are some of the mentioned uncertainties. The detrimental impact of uncertainties is well-established, which plays the most significant role in degrading remote perception, manipulation, and destabilizing systems. Adaptive control is an effective approach to control these highly nonlinear systems under parametric uncertainties.

Considerable research efforts have been devoted to the adaptive control of linear and nonlinear finite-dimensional systems, see [5]–[7]. Adaptive controllers are designed to compensate for the detrimental effects of system uncertainties in addition to enabling the system to follow the desired trajectory [8]. Developing adaptive control schemes for robots has received much attention in the last three decades [9]–[12]. Using the algorithm formulated by Slotine and Li [13], Spong [14] presented the adaptive control results for flexible joint robot manipulators under the assumption of weak joint elasticity, while adaptive motion control for rigid robots was studied by Ortega and Spong in [15].

The adaptive control scheme derived in [16] requires the joints' accelerations for its implementation, through estimating the acceleration from the measured velocity, which inevitably needs sufficient encoder resolution and fast sampling. Slotine and Li [17] presented a combinatorial adaptive controller for robot manipulators, and the parameter adaptation is driven by both tracking and prediction errors. These very sophisticated schemes need the calculation of many complicated analytical expressions at each iteration leading to a considerable computational time.

The event-triggered approach has been utilized to deal with various control problems [18], [19]. Note that the closed-loop system subject to an event-triggered controller is a hybrid dynamical system. The most important advantage of the event-triggered direct adaptive control scheme [19], unlike other approaches (gradient, Lyapunov, etc.), is that it does not depend on the persistence of excitation condition to guarantee the convergence of parameter estimation. Through the proposed scheme, a novel regulation-triggered identifier is formulated, allowing us to use certainty-equivalence controllers without slowing adaptation. The following main ideas are implemented into the proposed control design: 1) Utilizing piecewise-constant parameter estimates between the event-based triggers. This idea omits the crucial issue of disturbing the effect of rapidly changing estimates [20], [21], and 2) The parameter estimation is regulated by error, but there is no error-based estimation leading to the parameter updating rate.

The rest of the paper is organized as follows. We derive the

model of a Euler-Lagrangian system (e.g., a robot manipulator) for employing the adaptive certainty-equivalence control law using the batch least-square identifier (BaLSI) [22]. Then, we reveal that the closed-loop system is globally asymptotically stable, subject to all necessary assumptions. Finally, as a benchmark, we utilize the proposed method for a two-link robot in the presence of four uncertainties, to reveal the performance and significance of the proposed scheme.

## II. PROBLEM STATEMENT

### A. Mathematical Model

The nonlinear and coupled second-order differential equation for an  $n$  degrees-of-freedom manipulator is as follows,

$$M(q, \theta)\ddot{q} + C(q, \dot{q}, \theta)\dot{q} + G(q, \theta) = \tau \quad (1)$$

where,  $q \in \mathbb{R}^n$ ,  $\dot{q} \in \mathbb{R}^n$ , and  $\ddot{q} \in \mathbb{R}^n$  are angles, angular velocities, and angular accelerations of joints, respectively,  $\tau \in \mathbb{R}^n$  indicates the vector of joints' driving torques, and  $\theta \in \mathbb{R}^p$  is the vector of system's parameters. Also,  $M(q, \theta) \in \mathbb{R}^{n \times n}$ ,  $C(q, \dot{q}, \theta) \in \mathbb{R}^{n \times n}$ , and  $G(q, \theta) \in \mathbb{R}^n$  are the mass, Coriolis, and gravitational matrices, respectively, which we symbolically derived using the Euler-Lagrange equation [23]–[25]. Note that the inertia matrix  $M(q, \theta)$  is symmetric, positive definite, and consequently invertible. This property is used in the subsequent development.

### B. Control Objective

We control a nonlinear system having interconnected parametric uncertainties. Therefore, a highly computationally efficient adaptive controller needs to be designed guaranteeing perfect tracking. We formulate a Batch Least-Squares Identifier (BaLSI) adaptive controller along with revealing its convergence. As a case study, the controller is formulated for a robotic manipulator – one of the examples of nonlinear systems with coupled uncertainties and nonlinearities.

## III. DESIGNING BALSII ADAPTIVE CONTROL LAW

In this section, we formulate the adaptive control law to efficiently estimate unknown parameters along with guaranteeing perfect tracking. We design a certainty-equivalence controller combined with the Batch Least-Squares Identifier in order to have a certainty-equivalence adaptive controller along with the event-triggered identifier.

Therefore, we need to derive the dynamic equations of the system including some parametric uncertainties, and then design the controller to stabilize the error dynamics making the origin asymptotically stable. The system (1) can be rewritten as follows,

$$\dot{x} = F(t, x, \theta, u) \quad (2)$$

where,  $x = [q_1, \dots, q_n, \dot{q}_1, \dots, \dot{q}_n]^T \in \mathbb{R}^{2n}$  is the vector of states,  $q_i$  and  $\dot{q}_i$  are angle and angular velocity of the joints, respectively, and  $u = \tau \in \mathbb{R}^n$ .

Consider the general form of (2) where  $x \in \mathbb{R}^n$  and  $u \in \mathbb{R}^m$ . In the case of having parametric uncertainties in the system, (2) can be written in the general form of

$$\dot{x} = f(t, x, u) + g(t, x, u)\theta \quad (3)$$

where, both the  $f: \mathbb{R}_{\geq 0} \times \mathbb{R}^{2n} \times \mathbb{R}^n \rightarrow \mathbb{R}^{2n}$  and the regressor matrix  $g: \mathbb{R}_{\geq 0} \times \mathbb{R}^{2n} \times \mathbb{R}^n \rightarrow \mathbb{R}^{2n} \times \mathbb{R}^p$  are smooth mappings with  $f(t, 0, 0) = 0$ ,  $g(t, 0, 0) = 0$  hold for all  $t \geq 0$  and  $\theta \in \Theta \subset \mathbb{R}^p$  is a vector of unknown constant parameters:  $p$  is the number of unknown parameters taking values in a closed convex set  $\Theta$ .

### A. Designing Certainty-Equivalence Controller

We assume that there exists a smooth mapping  $\kappa: \mathbb{R}_{\geq 0} \times \Theta \times \mathbb{R}^n \rightarrow \mathbb{R}^m$  with  $\kappa(t, \theta, 0) = 0$  holds for all  $t \geq 0$  and  $\theta \in \Theta$  for which the following stabilizability and “uniform” coercivity property assumptions hold for  $V(\theta, \cdot) \in C^1(\mathbb{R}^n; \mathbb{R}_{\geq 0})$ , a class of positive definite, radially unbounded, and continuously differentiable functions on compact sets of  $\Theta$ .

*Assumption 1:* For each  $\theta \in \Theta$ , the origin is uniformly globally asymptotically stable for the closed-loop system,

$$\dot{x} = f(t, x, \kappa(t, \theta, x)) + g(t, x, \kappa(t, \theta, x))\theta \quad (4)$$

More specifically, the following inequality holds for all  $\theta \in \Theta$ ,  $x \in \mathbb{R}^n$ , and  $t \geq 0$ ,

$$\begin{aligned} \nabla V(\theta, x)(f(t, x, \kappa(t, \theta, x)) + g(t, x, \kappa(t, \theta, x))\theta) \\ \leq -2\sigma V(\theta, x) \end{aligned} \quad (5)$$

where  $\sigma > 0$  is a constant.

Assumption 1 is a common stabilizability assumption, which is necessary for all possible adaptive control design approaches. Note that knowing the functions  $\kappa: \mathbb{R}_{\geq 0} \times \Theta \times \mathbb{R}^n \rightarrow \mathbb{R}^m$  and  $V: \Theta \times \mathbb{R}^n \rightarrow \mathbb{R}$  is not a demanding requirement, since for the design of a globally stabilizing controller, a control Lyapunov function is typically utilized.

*Assumption 2:* For every non-empty and compact set  $\bar{\Theta} \subset \Theta$ , the following property holds: “for every  $M \geq 0$  there exists  $R > 0$  such that the implication  $V(\theta, x) \leq M, \theta \in \bar{\Theta} \rightarrow |x| < R$  holds”.

Assumption 2 reveals the “uniform” coercivity property for  $V(\theta, \cdot)$  on the compact set  $\Theta \subset \mathbb{R}^p$ , which holds for functions in the following form,

$$\begin{aligned} V(\theta, x) = & a_1(\theta, x)x_1^2 \\ & + \sum_{i=2}^n a_i(\theta, x)(x_i - \phi_{i-1}(\theta, x_1, \dots, x_{i-1}))^2 \end{aligned} \quad (6)$$

where  $a_i$  ( $i = 1, \dots, n$ ) are positive continuous functions and  $\phi_i: \Theta \times \mathbb{R}^i \rightarrow \mathbb{R}$  are continuous functions with  $\phi_i(\theta, 0) = 0$  for all  $\theta \in \Theta$  and  $i = 1, \dots, n$ .

Let  $t_0 \geq 0$  be the initial time and  $x(t_0) = x_0$  be the given initial condition. Note that the parameter estimation  $\hat{\theta} \in \mathbb{R}^p$  is kept constant within the interval between two consecutive events. Consequently, we have the following feedback control law and regulation-triggered parameter update law for  $i \in \mathbb{Z}_{\geq 0}$ ,

$$u(t) = \kappa(t, \hat{\theta}(\tau_i), x(t)) \quad t \in [\tau_i, \tau_{i+1}) \quad (7)$$

$$\hat{\theta}(t) = \hat{\theta}(\tau_i) \quad t \in [\tau_i, \tau_{i+1}) \quad (8)$$

where  $\tau_i \geq 0$  is the time of  $i$ th event, when the following equations satisfy for  $T > 0$  and  $r_i > \tau_i$ ,

$$\tau_{i+1} = \min(\tau_i + T, r_i) \quad \text{for } i \in \mathbb{Z}_{\geq 0} \quad (9)$$

$$\tau_0 = t_0. \quad (10)$$

It is worth mentioning that  $r_i > \tau_i$  is a time instant determined by the event-trigger, as the smallest value of time  $t > \tau_i$ , for which

$$V(\hat{\theta}(\tau_i), x(t)) = V(\hat{\theta}(\tau_i), x(\tau_i)) + a(x(\tau_i)) \quad (11)$$

where  $a: \mathbb{R}^n \rightarrow \mathbb{R}_{\geq 0}$  is a continuous positive-definite function (another tunable parameter in the proposed scheme) and  $x(t)$  denotes the solution of (3) with the certainty-equivalence controller  $u(t) = \kappa(t, \hat{\theta}(\tau_i), x(t))$ . Note that defining  $r_i$  prevents states and consequently  $V(\theta, \cdot)$  from becoming too large. Therefore, the distance of time  $\tau_i - \tau_{i+1}$  will be less than  $T$  if the state increases too fast.

### B. Batch Least-Squares Identifier (BaLSI)

Along with designing the controller, in order to estimate the unknown vector  $\theta \in \Theta$ , we formulate the Batch Least-Squares Identifier (BaLSI). Based on (3), we notice that, for every  $s, t \geq t_0$ , the following equation holds:

$$\begin{aligned} x(t) - x(s) &= \int_s^t f(r, x(r), u(r)) dr \\ &+ \left( \int_s^t g(r, x(r), u(r)) dr \right) \theta. \end{aligned} \quad (12)$$

Considering,

$$p(t, s) = x(t) - x(s) - \int_s^t f(r, x(r), u(r)) dr \quad (13)$$

$$q(t, s) = \int_s^t g(r, x(r), u(r)) dr \quad (14)$$

leads to  $p(t, s) = q(t, s)\theta$  for every  $s, t \geq t_0$ . We define  $h_i: \mathbb{R}^p \rightarrow \mathbb{R}^+$  as follows,

$$h_i(\vartheta) = \int_{t_0}^{\tau_{i+1}} \int_{t_0}^{\tau_{i+1}} |p(t, s) - q(t, s)\vartheta|^2 ds dt. \quad (15)$$

The function  $h_i(\vartheta)$  has a global minimum at  $\vartheta = \theta$  with  $h_i(\theta) = 0$ . Consequently, we get, from the Fermat's theorem for extrema, that the following equation holds:

$$Z(\tau_{i+1}) = G(\tau_{i+1})\theta \quad (16)$$

where

$$Z(\tau_i) = \int_{t_0}^{\tau_i} \int_{t_0}^{\tau_i} q^T(t, s)p(t, s) ds dt \quad (17)$$

$$G(\tau_i) = \int_{t_0}^{\tau_i} \int_{t_0}^{\tau_i} q^T(t, s)q(t, s) ds dt. \quad (18)$$

Note that  $G(\tau_i) \in \mathbb{R}^{p \times p}$  is a symmetric and positive semidefinite matrix, and it is invertible providing  $\det(G(\tau_{i+1})) \neq 0$ . Therefore, in the case of a positive definite  $G(\tau_{i+1})$  ( $\det(G(\tau_{i+1})) > 0$ ), the vector of unknown parameters can be calculated as

$$\theta = (G(\tau_{i+1}))^{-1} Z(\tau_{i+1}). \quad (19)$$

However,  $G(\tau_{i+1})$  is not necessarily positive definite and (19) does not always hold. Therefore, the following convex optimization problem with linear equality constraints has a unique solution,

$$\min_{\vartheta \in \Theta} |\vartheta - \hat{\theta}(\tau_i)|^2$$

$$\text{Subject to: } Z(\tau_{i+1}) = G(\tau_{i+1})\vartheta. \quad (20)$$

Finally, the following parameter update law, the batch least-increment least-squares parameter update law, can be defined as:

$$\begin{aligned} \hat{\theta}(\tau_{i+1}) &= \arg \min_{\vartheta} \left\{ |\vartheta - \hat{\theta}(\tau_i)|^2 : \vartheta \in \Theta, \right. \\ &\left. Z(\tau_{i+1}) = G(\tau_{i+1})\vartheta \right\}. \end{aligned} \quad (21)$$

The parameter update law (21) is the key difference of the proposed adaptive control scheme, however, in practice, it is better to avoid the implementation of (21) because of potential modeling and measurement errors. Therefore, there is no guarantee that the following set is non-empty.

$$\left\{ \vartheta \in \Theta : Z(\tau_{i+1}) = G(\tau_{i+1})\vartheta \right\}. \quad (22)$$

Consequently, we may need to relax the minimization problem (21) as follows,

$$\begin{aligned} \hat{\theta}(\tau_{i+1}) &= \arg \min_{\vartheta} \left\{ |\vartheta - \hat{\theta}(\tau_i)|^2 \right. \\ &\left. + \gamma |Z(\tau_{i+1}) - G(\tau_{i+1})\vartheta|^2 : \vartheta \in \Theta \right\}. \end{aligned} \quad (23)$$

We consider the plant (3) with the controller (7)–(10) and the parameter estimator (23). The main result guarantees global convergence of all states of error system to zero.

The following theorem is a direct extension of Theorem 4.1 in [22] and its proof is omitted.

*Theorem 1:* Consider the following control system subject to Assumptions 1 and 2,

$$\dot{x} = f(t, x, \kappa(t, \theta, x)) + g(t, x, \kappa(t, \theta, x))\theta \quad (24)$$

where  $\kappa(\cdot)$  is the proper controller verifying Assumption 1. Let  $T \geq 0$  be a positive constant and  $a: \mathbb{R}^n \rightarrow \mathbb{R}_{\geq 0}$  be a continuous positive definite function. Then, there exists a mapping  $\omega_{\theta, \hat{\theta}} \in \mathcal{KL}$  parameterized by  $\theta, \hat{\theta} \in \Theta$  such that for every  $t_0 \geq 0$ ,  $\theta, \hat{\theta} \in \Theta$ , and  $x(t_0) = x_0 \in \mathbb{R}^n$ , the solution of the closed-loop system (24) with the update law (23) is defined for all  $t \geq t_0$  and satisfies,

$$|x(t)| \leq \omega_{\theta, \hat{\theta}_0}(|x_0|, t - t_0). \quad (25)$$

Moreover, there exist  $\tau \geq 0$  and  $\theta_s \in \Theta$  (both depending on  $\theta, \hat{\theta}_0, t_0$ , and  $x_0$ ) such that  $\hat{\theta}(t) = \theta_s$  for all  $t \geq t_0 + \tau$  and the following equation holds for all  $t \geq t_0$

$$g(t, x(t), u(t))(\theta - \theta_s) = 0. \quad (26)$$

Note that Theorem 1 guarantees that there is a finite settling time  $\tau \geq 0$  for the parameter estimate. Also, the proof of Theorem 4.1 in [22] shows that at most  $p$  switchings of the value of the parameter estimate  $\hat{\theta}(t)$  can occur. It is important to notice that no assumption for persistency of excitation is made in Theorem 1.

### C. Error System Development

The control objective includes converging joint position and velocity errors to zero implying the generalized coordinates

track the desired time-varying joint trajectories,  $q_{\text{des}}(t) \in \mathbb{R}^n$ . A state-space model for the tracking error is formulated based on the following equations,

$$e_1 = q - q_{\text{des}} \quad (27)$$

$$e_2 = \dot{q} - \dot{q}_{\text{des}} \quad (28)$$

where the following assumption is held for the desired joint trajectories.

*Assumption 3:* The desired joint trajectories  $q_{\text{des}}(t) \in \mathbb{R}^n$  and their derivatives  $\dot{q}_{\text{des}}(t)$ ,  $\ddot{q}_{\text{des}}(t) \in \mathbb{R}^n$  exist and are bounded for all  $t \geq t_0$ .

Then a controller is formulated to improve tracking performance indices, converging errors to zero, subject to the assumption of knowing the system's dynamics, as mentioned earlier.

A state-space model, based on the tracking error, is formulated through premultiplying the inertia matrix by the time derivative of (28) while (1) is substituted,

$$M(q)\dot{e}_2 + C(q, \dot{q})e_2 + M(q)\ddot{q}_{\text{des}} + C(q, \dot{q})\dot{q}_{\text{des}} + G(q) = \tau \quad (29)$$

which yields,

$$\dot{e}_1 = e_2 \quad (30)$$

$$\dot{e}_2 = -\ddot{q}_{\text{des}} - M^{-1}(C\dot{q}_{\text{des}} + G + Ce_2) + M^{-1}\tau. \quad (31)$$

Therefore, the state-space model of error dynamics becomes,

$$\dot{E} = \begin{bmatrix} e_2 \\ -\ddot{q}_{\text{des}} - M^{-1}(C\dot{q}_{\text{des}} + G + Ce_2) + M^{-1}\tau \end{bmatrix} \quad (32)$$

where  $E = [e_1^T \ e_2^T]^T \in \mathbb{R}^{14}$  is the vector of error states.

As mentioned in Theorem 1, the nominal controller  $\kappa(t, E)$  should asymptotically stabilize the closed-loop system, and the uniform coercivity property for Control Lyapunov Function (CLF) should be established. Since the dynamics of system (1) is known, the controller is formulated based on (31). In order to design a nominal controller ( $\kappa$ ) to asymptotically stabilize the systems around the origin, we employ the backstepping approach. We implement  $e_2 = \phi(e_1) = -\alpha e_1$  which is asymptotically stabilizing (30) since

$$V_1(e_1) = \frac{1}{2}e_1^T e_1 \rightarrow \dot{V}_1(e_1) = -e_1^T \alpha e_1 \quad (33)$$

where  $\alpha \in \mathbb{R}^{n \times n}$  is a constant positive definite matrix. Now, we define a new variable  $z = e_2 - \phi = e_2 + \alpha e_1$ . Therefore, the error dynamics is rewritten based on  $e_1$  and  $z$  as follows,

$$\dot{e}_1 = -\alpha e_1 + z \quad (34)$$

$$\dot{z} = \alpha(z - \alpha e_1) - h + M^{-1}\tau \quad (35)$$

where

$$h = \ddot{q}_{\text{des}} + M^{-1}(C\dot{q}_{\text{des}} + G + C(z - \alpha e_1)). \quad (36)$$

The Lyapunov function candidate for new system is

$$V(e_1, z) = \frac{1}{2}e_1^T e_1 + \frac{1}{2}z^T z \quad (37)$$

and the derivative of new CLF is

$$\begin{aligned} \dot{V} &= e_1^T(-\alpha e_1 + z) + z^T(\alpha(z - \alpha e_1) - h + M^{-1}\tau) \\ &= -e_1^T \alpha e_1 + e_1^T z \\ &\quad + z^T(\alpha(z - \alpha e_1) - h(q, \dot{q}) + M^{-1}\tau). \end{aligned} \quad (38)$$

The derivative of Lyapunov function would be negative definite for  $E \in \mathbb{R}^n - \{0\}$  with the following input for the system,

$$\tau = M(h - e_1 - \beta z - \alpha(z - \alpha e_1)) \quad (39)$$

$$\rightarrow \dot{V} = -e_1^T \alpha e_1 - z^T \beta z \quad (40)$$

where  $\beta \in \mathbb{R}^{n \times n}$  is a constant positive definite matrix. Therefore, the following feedback law asymptotically stabilizes the system,

$$\tau = M(h - (I_{n \times n} + \beta \alpha)e_1 - (\alpha + \beta)e_2). \quad (41)$$

Hence, the certainty-equivalence controller  $u$  is

$$u(t) = M(q, \hat{\theta}) \left( h(q, \dot{q}, \hat{\theta}) - (I_{n \times n} + \beta \alpha)e_1 - (\alpha + \beta)e_2 \right). \quad (42)$$

It is worth mentioning that finding regressor matrix  $g(t, x, u)$  in (3) is analytically and computationally cumbersome. Therefore, we implement the proposed approach for the adaptive control of a two-link robot.

#### IV. RESULTS

We study a two-link manipulator with the following mass, Coriolis, and gravitational matrices,

$$M(q, \theta) = \begin{bmatrix} M_{11}(q, \theta) & M_{12}(q, \theta) \\ M_{12}(q, \theta) & M_{22} \end{bmatrix} \quad (43)$$

$$C(q, \dot{q}, \theta) = \begin{bmatrix} -\dot{q}_2 C_h(q, \theta) & -(\dot{q}_1 + \dot{q}_2) C_h(q, \theta) \\ \dot{q}_1 C_h(q, \theta) & 0 \end{bmatrix} \quad (44)$$

$$G(q) = \begin{bmatrix} -(m_1 l_{c1} + m_e l_1) g \cos(q_1) - m_e g l_{ce} \cos(q_1 + q_2) \\ -m_e g l_{ce} \cos(q_1 + q_2) \end{bmatrix} \quad (45)$$

$$\theta = \begin{bmatrix} a_1 \\ a_2 \\ a_3^2 - a_4^2 \\ a_3 a_4 \end{bmatrix} \quad (46)$$

where,

$$M_{11}(q, \theta) = a_1 + 2a_3 \cos(q_2) + 2a_4 \sin(q_2)$$

$$M_{12}(q, \theta) = a_2 + a_3 \cos(q_2) + a_4 \sin(q_2)$$

$$M_{22} = a_2$$

$$C_h(q, \theta) = a_3 \sin(q_2) - a_4 \cos(q_2)$$

$$a_1 = I_1 + m_1 l_{c1}^2 + I_e + m_e l_{ce}^2 + m_e l_1^2$$

$$a_2 = I_e + m_e l_{ce}^2$$

$$a_3 = m_e l_1 l_{ce} \cos(\delta_e)$$

$$a_4 = m_e l_1 l_{ce} \sin(\delta_e).$$

Therefore,

$$M(q, \theta)^{-1} = \frac{1}{\text{den}} \begin{bmatrix} -a_2 & a_5 + a_2 \\ a_5 + a_2 & -2a_5 - a_1 \end{bmatrix}$$

where,

$$\begin{aligned} \text{den} &= a_5^2 - a_1 a_2 + a_2^2 \\ a_5 &= a_3 \cos(q_2) + a_4 \sin(q_2) \end{aligned}$$

and  $M(q, \theta)^{-1}C(q, \dot{q})$  is defined in (47).

Finally, by having four unknown parameters ( $a_1, a_2, a_3^2 - a_4^2$ , and  $a_3 a_4$ ), (3) can be rewritten as (49) such that  $f(t, x, u)$ ,  $g(t, x, u)$ , and  $\theta$  are defined in (50), (51), and (52), respectively.

$$\begin{aligned} M(q, \theta)^{-1}C(q, \dot{q}) &= \\ \frac{1}{\text{den}} \begin{bmatrix} -a_6(a_5 \dot{q}_1 + a_2(\dot{q}_1 + \dot{q}_2)) & -a_2 a_6(\dot{q}_1 + \dot{q}_2) \\ a_6(a_5(2\dot{q}_1 + \dot{q}_2) + (a_1 \dot{q}_1 + a_2 \dot{q}_2)) & a_6(a_5 + a_2)(\dot{q}_1 + \dot{q}_2) \end{bmatrix} \end{aligned} \quad (47)$$

where

$$a_6 = a_4 \cos(q_2) - a_3 \sin(q_2) \quad (48)$$

$$\begin{aligned} \dot{x} &= f(t, x, u) + g(t, x, u)\theta, \\ x &= [e_1, e_2, \dot{e}_1, \dot{e}_2]^T \in \mathbb{R}^4, u = \tau \in \mathbb{R}^2, \theta \in \mathbb{R}^4 \end{aligned} \quad (49)$$

$$f(t, x, u) = \begin{bmatrix} e_2 \\ \frac{\tau_2 a_5}{\text{den}} \\ \frac{(\tau_1 - 2\tau_2) a_5}{\text{den}} \end{bmatrix} - \ddot{q}_{\text{des}}(t) \quad (50)$$

$$\begin{aligned} g(t, x, u) &= \begin{bmatrix} 0 & \frac{\tau_2 - \tau_1 + a_6(\dot{q}_1 + \dot{q}_2)^2}{\text{den}} \\ -\frac{\tau_2 + a_6 \dot{q}_1^2}{\text{den}} & \frac{\tau_1 - a_6 \dot{q}_2(\dot{q}_2 + 2\dot{q}_1)}{\text{den}} \\ 0_{2 \times 4} & \\ -\frac{\dot{q}_1^2 \sin(2q_2)}{2\text{den}} & \frac{\dot{q}_1^2 \cos(2q_2)}{\text{den}} \\ \frac{\sin(2q_2)((\dot{q}_1 + \dot{q}_2)^2 + \dot{q}_1^2)}{2\text{den}} & -\frac{\cos(2q_2)((\dot{q}_1 + \dot{q}_2)^2 + \dot{q}_1^2)}{\text{den}} \end{bmatrix} \end{aligned} \quad (51)$$

$$\theta = \begin{bmatrix} a_1 \\ a_2 \\ a_3^2 - a_4^2 \\ a_3 a_4 \end{bmatrix}. \quad (52)$$

For a general Euler-Lagrangian system we formulated the control law (41), which asymptotically stabilizes the system. Note that since  $M(q, \hat{\theta})$  is a function of the estimated parameters,  $h(q, \dot{q}, \hat{\theta})$  is subsequently a function of  $\hat{\theta}$ .

For the two-link manipulator shown in Fig. 1, we investigate the performance of designed controller stabilizing the system at the fully extended unstable equilibrium point including four unknown parameters ( $a_1, a_2, a_3^2 - a_4^2$ , and  $a_3 a_4$ ). First of all, we simulate the control law (41) without any estimation update,  $\hat{\theta} = \hat{\theta}_0$ . The following values are chosen for the simulation,

$$\begin{aligned} m_1 &= 1, & l_1 &= 1, & l_{c1} &= 0.5, & I_1 &= 0.12 \\ m_e &= 2, & l_{ce} &= 0.6, & I_e &= 0.25, & \delta_e &= 0. \end{aligned}$$

Therefore, the actual values of parameters are as follows,

$$\theta = \begin{bmatrix} 3.34 & 0.97 & 1.44 & 0 \end{bmatrix}^T$$

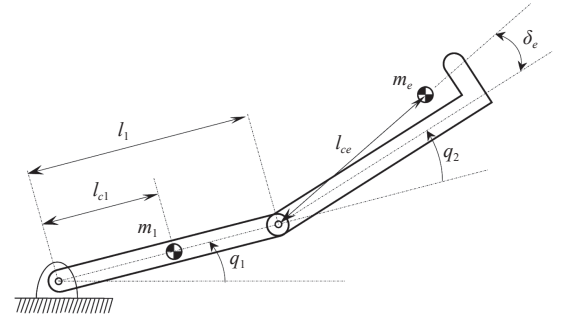


Fig. 1. A two-link manipulator.

while, by underestimating the mass, length, and moment of inertia of the links, the following initial guesses for the parameters are taken,

$$\hat{\theta}_0 = \begin{bmatrix} 2.338 & 0.291 & 0.72 & 0.2 \end{bmatrix}^T$$

with the following initial conditions,

$$q_{01} = 0, \quad \dot{q}_{02} = -0.4 \text{ rad/s}$$

$$q_{02} = \frac{\pi}{6}, \quad \dot{q}_{02} = -0.1 \text{ rad/s.}$$

Here we investigate the identifier (23) with the following parameters, along with the controller, to stabilize the manipulator at the fully extended unstable equilibrium point,

$$T = 5.0 \text{ s}$$

$$V(e) = \frac{1}{2} (|e_1|^2 + 2.5|e_2|^2)$$

$$a(e) = 0.8 (|e_1|^2 + |e_2|^2).$$

As can be seen in Fig. 2, the first event-triggered parameter adaptation happens at  $t = 1.44 \text{ s} < T$  due to the dramatic growing of the Lyapunov function, although the second one happens 5 s after the first one (since  $T = 5 \text{ s}$ ). After two estimations, the parameters converge to their actual ones, and the controller properly stabilizes the system.

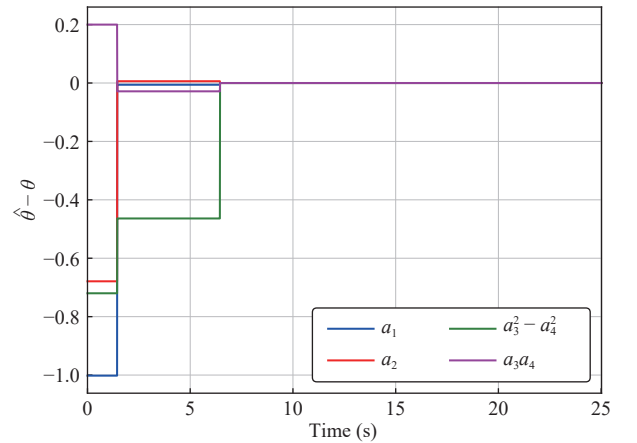


Fig. 2. The parameter estimation process.

Figs. 3 and 8 present the performance of the proposed adaptive scheme and also stability of the two-link robot at the fully extended unstable equilibrium point. Fig. 8 illustrates that the tracking errors and their time derivatives asymptotically converge to zero.

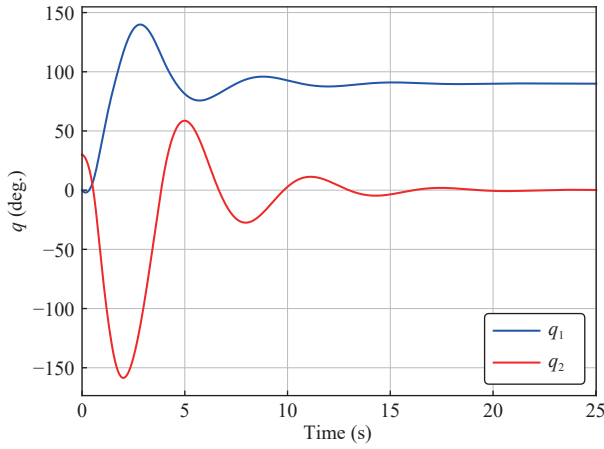


Fig. 3. The joints' angles in the case of having parameter estimation update.

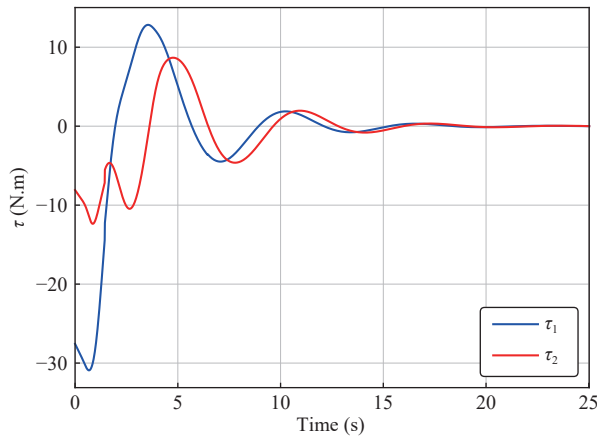


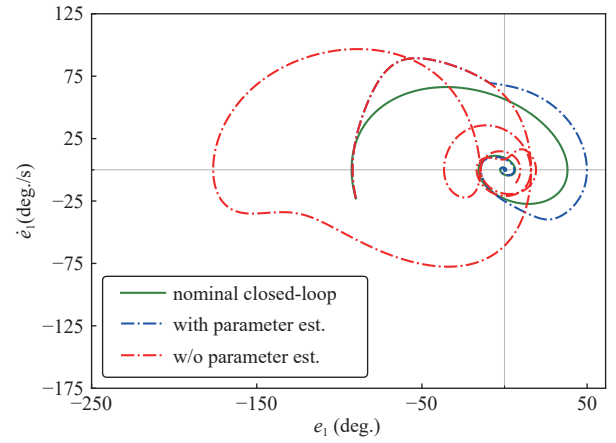
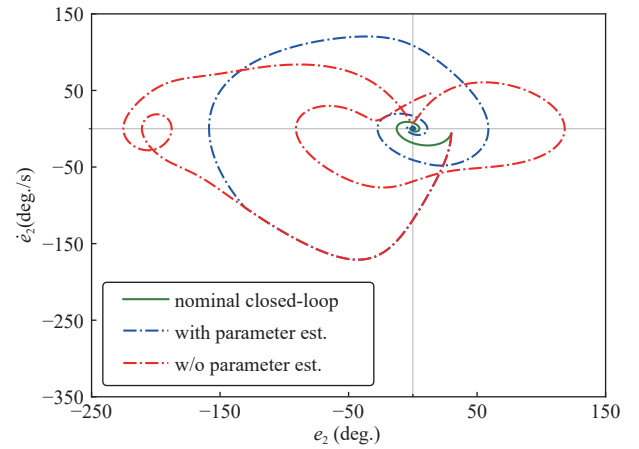
Fig. 4. The control torques of the joints in the case of having parameter estimation update.

The control torques of the joints are also illustrated in Fig. 4, indicating that the system becomes stable at the equilibrium point, and the control torques converge to zero.

To demonstrate the importance of parameter estimation, both the phase portrait and value of Lyapunov function for both the cases (with and without parameter estimation) are shown.

Fig. 5 presents the phase portrait of tracking error and its time derivative for link 1 when there is an identifier along with the controller (blue line), and there is not an identifier (red dashed line). As can be seen, the trajectory with batch parameter estimation converges to zero (blue) while the trajectory without batch parameter estimation does not (red). Fig. 6 presents the phase portrait of tracking error and its time derivative for link 2, again for both the cases.

The phase portraits shown in Figs. 5 and 6 demonstrate the importance of parameter estimation in the stability of closed-loop system. As expected, the phase portraits of the nominal closed-loop system asymptotically converge to the origin, although in the presence of uncertainty and without any parameter estimation, the phase portraits never converge to the origin. Figs. 5 and 6 reveal that, in the case of having parameter estimation, the phase portraits converge to the nominal closed-loop ones, after the first parameter adaptation,


 Fig. 5. The projection on the  $e_1$  vs.  $\dot{e}_1$  plane solution of the closed-loop system with the proposed controller.

 Fig. 6. The projection on the  $e_2$  vs.  $\dot{e}_2$  plane solution of the closed-loop system with the proposed controller.

and then asymptotically converge to the origin. Also, the values of the Lyapunov function can be seen in Fig. 7, indicating that the inequality (11) is satisfied at  $t = 1.44s$  while the first parameter adaptation, as expected, happens at that time.

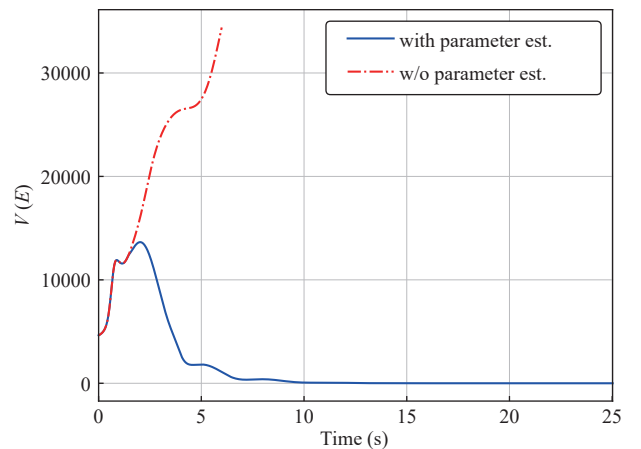


Fig. 7. The values of Lyapunov function for the closed-loop system with the proposed controller.

It is worth mentioning that, in the control law (42), selecting small  $\alpha$  and  $\beta$  matrices would yield a more effective role for the model relevant part of the control scheme.

## V. CONCLUSIONS

Throughout this paper, we designed a trigger-based adaptive controller for robot manipulators to estimate the unknown parameters and also to achieve asymptotic stability in the presence of uncertainties. We studied a 2-DOF manipulator (Fig. 1) with four unknown parameters and stabilized the system at the fully extended unstable equilibrium point along with efficiently estimating the unknown parameters.

To this end, we rewrote the manipulator equations in the general form of (3) and extracted the unknown parameters in addition to designing the proper nominal controller. Toward designing the controller, we formulated the proper Lyapunov candidate function using the backstepping approach and then designed the nominal controller to asymptotically stabilize the system without any uncertainties. The simulation results revealed that the controller, in the presence of parametric uncertainties, makes the robot manipulator asymptotically stable and also efficiently estimates the unknown parameters. Fig. 8 illustrates the convergence of tracking errors and their time derivatives to zero. Also, the parameter estimation process using the proposed scheme was shown in Fig. 2.

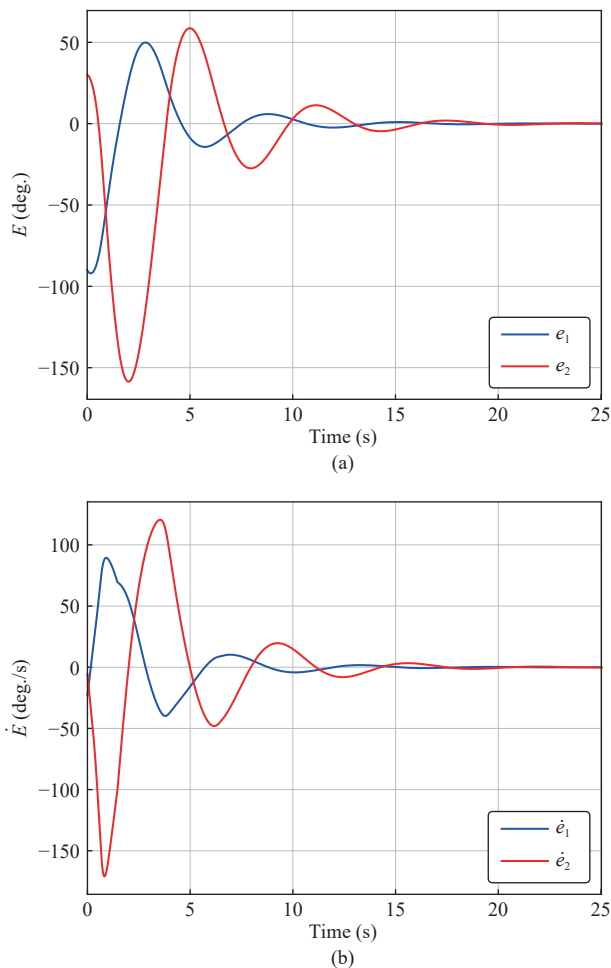


Fig. 8. The (a) tracking errors and (b) tracking errors' time derivatives with parameter estimation update.

## ACKNOWLEDGMENT

This article is based upon work supported by the National Science Foundation under Award #1823951-1823983. The views and opinions of authors expressed herein do not necessarily state or reflect those of the United States Government or any agency thereof.

## REFERENCES

- [1] M. Bagheri, A. Ajoudani, J. Lee, D. G. Caldwell, and N. G. Tsagarakis, "Kinematic analysis and design considerations for optimal base frame arrangement of humanoid shoulders," in *Proc. IEEE Int. Conf. Robotics and Automation*, 2015, pp. 2710–2715.
- [2] A. Bertino, M. Bagheri, P. Naseradinmousavi, and M. Krstić, "Experimental autonomous deep learning-based 3d path planning for a 7- dof robot manipulator," in *Proc. ASME Dynamic Systems and Control Conf.*, American Society of Mechanical Engineers, 2019.
- [3] M. Bagheri, M. Krstić, and P. Naseradinmousavi, "Joint-space trajectory optimization of a 7-dof baxter using multivariable extremum seeking," in *Proc. IEEE American Control Conf.*, Milwaukee, WI, 2018, pp. 2176–2181.
- [4] M. Bagheri, P. Naseradinmousavi, and M. Krstić, "Feedback linearization based predictor for time delay control of a high-dof robot manipulator," *Automatica*, vol. 108, p. 108485, 2019.
- [5] J.-J. E. Slotine, W. Li *et al.*, *Applied Nonlinear Control*. Prentice-Hall Englewood Cliffs, NJ, 1991, vol. 199, no. 1.
- [6] M. Krstić, I. Kanellakopoulos, and P. Kokotović, "Adaptive nonlinear control without overparametrization," *Systems & Control Letters*, vol. 19, no. 3, pp. 177–185, 1992.
- [7] M. Krstić, I. Kanellakopoulos, and P. Kokotović, *Nonlinear and Adaptive Control Design*. Wiley-Interscience, 1995.
- [8] P. Naseradinmousavi, H. Ashrafiuon, and M. Bagheri, "A decentralized neuro-adaptive control scheme to suppress chaotic/hyperchaotic dynamics of smart valves network," *Journal of Computational and Nonlinear Dynamics*, vol. 13, no. 5, Apr. 2018.
- [9] J.-J. E. Slotine and L. Weiping, "Adaptive manipulator control: A case study," *IEEE Transactions on Automatic Control*, vol. 33, no. 11, pp. 995–1003, 1988.
- [10] M. W. Spong, "On the robust control of robot manipulators," *IEEE Trans. Automatic Control*, vol. 37, no. 11, pp. 1782–1786, 1992.
- [11] H. Berghuis, R. Ortega, and H. Nijmeijer, "A robust adaptive robot controller," *IEEE Trans. Robotics and Automation*, vol. 9, no. 6, pp. 825–830, 1993.
- [12] C.-C. Cheah, C. Liu, and J.-J. E. Slotine, "Adaptive tracking control for robots with unknown kinematic and dynamic properties," *The Int. J. Robotics Research*, vol. 25, no. 3, pp. 283–296, 2006.
- [13] J.-J. E. Slotine and W. Li, "On the adaptive control of robot manipulators," *The International Journal of Robotics Research*, vol. 6, no. 3, pp. 49–59, 1987.
- [14] M. W. Spong, "Adaptive control of flexible joint manipulators," *Systems & Control Letters*, vol. 13, no. 1, pp. 15–21, 1989.
- [15] R. Ortega and M. W. Spong, "Adaptive motion control of rigid robots: A tutorial," *Automatica*, vol. 25, no. 6, pp. 877–888, 1989.
- [16] M. W. Spong and R. Ortega, "On adaptive inverse dynamics control of rigid robots," *IEEE Trans. Automatic Control*, vol. 35, no. 1, pp. 92–95, 1990.
- [17] J.-J. E. Slotine and W. Li, "Composite adaptive control of robot manipulators," *Automatica*, vol. 25, no. 4, pp. 509–519, 1989.
- [18] W. Heemels, K. H. Johansson, and P. Tabuada, "An introduction to eventtriggered and self-triggered control," in *Proc. 51st IEEE IEEE Conf. on Decision and Control*. IEEE, 2012, pp. 3270–3285.
- [19] I. Karafyllis and M. Krstić, "Adaptive certainty-equivalence control with regulation-triggered finite-time least-squares identification," *IEEE Trans. Automatic Control*, vol. 63, no. 10, pp. 3261–3275, 2018.
- [20] S. Sastry and M. Bodson, *Adaptive Control: Stability, Convergence and Robustness*. Courier Corporation, 2011.
- [21] P. A. Ioannou and J. Sun, *Robust Adaptive Control*. Courier Corporation, 2012.

- [22] I. Karafyllis, M. Kontorinaki, and M. Krstic, "Adaptive control by regulation-triggered batch least-squares," *IEEE Trans. Automatic Control*, 2019.
- [23] M. Bagheri and P. Naseradinmousavi, "Novel analytical and experimental trajectory optimization of a 7-DOF baxter robot: global design sensitivity and step size analyses," *The Int. Journal of Advanced Manufacturing Technology*, vol. 93, no. 9–12, pp. 4153–4167, Dec. 2017.
- [24] M. Bagheri, P. Naseradinmousavi, and R. Morsi, "Experimental and novel analytical trajectory optimization of a 7-DOF baxter robot: Global design sensitivity and step size analyses," in *Proc. ASME Dynamic Systems and Control Conf.*, American Society of Mechanical Engineers, American Society of Mechanical Engineers, 2017, p. V001T30A001.
- [25] M. Bagheri, M. Krstić, and P. Naseradinmousavi, "Multivariable extremum seeking for joint-space trajectory optimization of a high-degrees-of-freedom robot," *Journal of Dynamic Systems, Measurement, and Control*, vol. 140, no. 11, p. 111017, 2018. DOI: 10.1115/1.4040752.



**Mostafa Bagheri** is the Chief Technology Officer of NXT Robotics Corporation and a research assistant at the University of California San Diego and San Diego State University (SDSU). He received his Ph.D. in mechanical and aerospace engineering from UC San Diego & SDSU in 2019. He received his B.Sc. and M.Sc. degrees in mechanical engineering in 2010 and 2013, respectively, from Amirkabir University of Technology (Tehran Polytechnic). He won the 2011 best B.Sc. thesis annual award in

mechanical engineering by ISME. Bagheri was a graduate researcher in the Department of Advanced Robotics at Italian Institute of Technology (IIT), and worked on WALK-MAN humanoid robot in 2014. His research interests include robotics, control theory, delay systems, adaptive control & identification, and extremum seeking.



**Iasson Karafyllis** is an Associate Professor in the Department of Mathematics, National Technical University of Athens (NTUA), Greece. He is a coauthor (with Z.-P. Jiang) of the book *Stability and Stabilization of Nonlinear Systems*, Springer-Verlag London (Series: Communications and Control Engineering), 2011 and a coauthor (with M. Krstić) of the books *Predictor Feedback for Delay Systems: Implementations and Approximations*, Birkhäuser, Boston (Series: Mathematics, Systems & Control: Foundations & Applications), 2017 and *Input-to-State Stability for PDEs*, Springer-Verlag London (Series: Communications and Control Engineering),

2019. Since 2013 he is an Associate Editor for the *International Journal of Control* and for the *IMA Journal of Mathematical Control and Information*. His research interests include mathematical control theory and nonlinear systems theory.

2019. Since 2013 he is an Associate Editor for the *International Journal of Control* and for the *IMA Journal of Mathematical Control and Information*. His research interests include mathematical control theory and nonlinear systems theory.



**Peiman Naseradinmousavi** is an Associate Professor of the Mechanical Engineering Department at Dynamic Systems and Control Laboratory (DSCL) of San Diego State University. He received his Ph.D. and B.Sc. degrees in mechanical engineering (dynamics and control) from Villanova and Tabriz universities in 2012 and 2002, respectively. His research interests include robotics, smart flow distribution network, nonlinear dynamics, control theory, optimization, magnetic bearings, and mathematical modeling. He serves as Associate Editor of ASME Letters in Dynamic Systems and Control, and the Journal of Vibration and Control (JVC).



**Miroslav Krstić** is Distinguished Professor of Mechanical and Aerospace Engineering, holds the Alspach endowed chair, and is the founding director of the Cymer Center for Control Systems and Dynamics at UC San Diego. He also serves as Senior Associate Vice Chancellor for Research at UCSD. As a graduate student, Krstić won the UC Santa Barbara best dissertation award and student best paper awards at CDC and ACC. Krstić has been elected Fellow of seven scientific societies - IEEE, IFAC, ASME, SIAM, AAAS, IET (UK), and AIAA (Assoc. Fellow) - and as a foreign member of the Serbian Academy of Sciences and Arts and of the Academy of Engineering of Serbia. He has received the SIAM Reid Prize, ASME Oldenburger Medal, Nyquist Lecture Prize, Paynter Outstanding Investigator Award, Ragazzini Education Award, Chestnut textbook prize, Control Systems Society Distinguished Member Award, the PECASE, NSF Career, and ONR Young Investigator awards, the Axelby and Schuck paper prizes, and the first UCSD Research Award given to an engineer. Krstić has also been awarded the Springer Visiting Professorship at UC Berkeley, the Distinguished Visiting Fellowship of the Royal Academy of Engineering, and the Invitation Fellowship of the Japan Society for the Promotion of Science. He serves as Editor-in-Chief of *Systems & Control Letters* and has been serving as Senior Editor in *Automatica* and *IEEE Transactions on Automatic Control*, as editor of two Springer book series, and has served as Vice President for Technical Activities of the IEEE Control Systems Society and as Chair of the IEEE CSS Fellow Committee. Krstić has coauthored thirteen books on adaptive, nonlinear, and stochastic control, extremum seeking, control of PDE systems including turbulent flows, and control of delay systems.